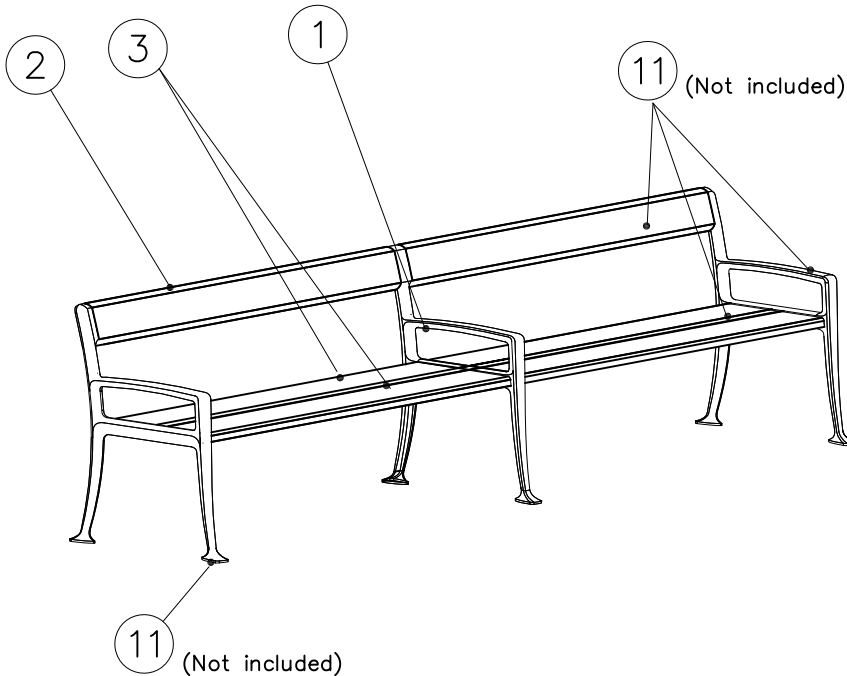
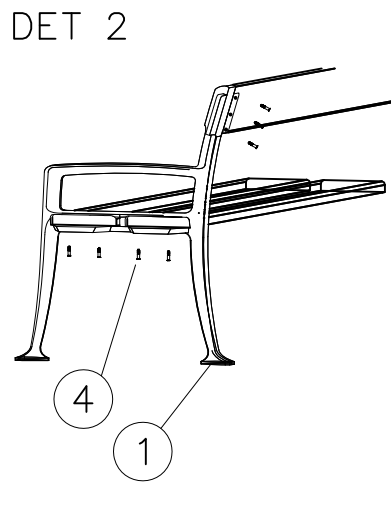
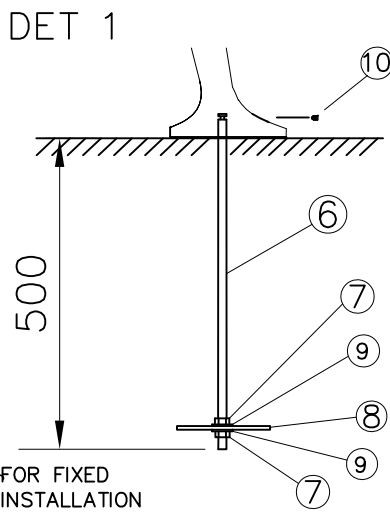
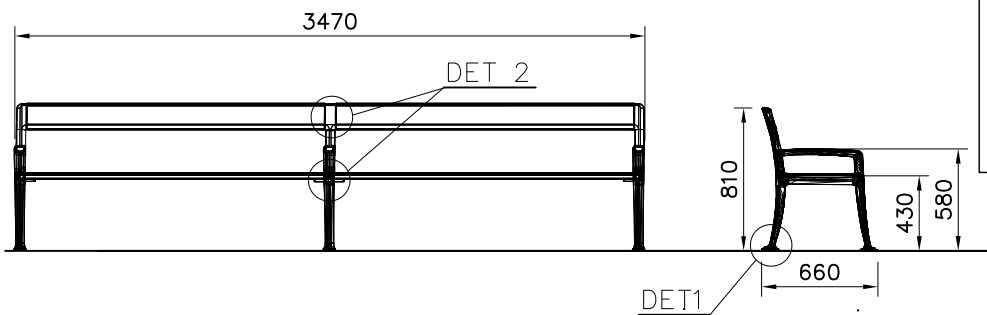


ATTENTION! Read note in bottom page before installation start



① N39017	PCS	② N39013	PCS
	1		1
RIGHT		Back	
③ N39014	PCS	④ N00109	PCS
	2		14
Seat		7x30	
⑤ N00104	PCS	⑥ N39105	PCS
	1		2
Tool		L : 500 mm	
⑦ N21000	PCS	⑧ N39016	PCS
	4		2
M10		Steel plate	
⑨ N31028	PCS	⑩ N00125	PCS
	4		2
11,5x28x2		M6x10	
		⑪ NF3901	PCS
		Not included	



IMPORTANT NOTE:

- 1) Start by installing Seat parts
- 2) Now install Back parts
- 3) All screws will be tightened in the end of installation Back parts have to be tightened first !
- 4) Do not mix with parts from other packages