


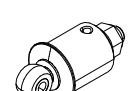

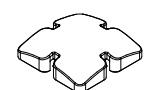
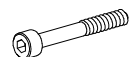

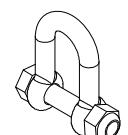


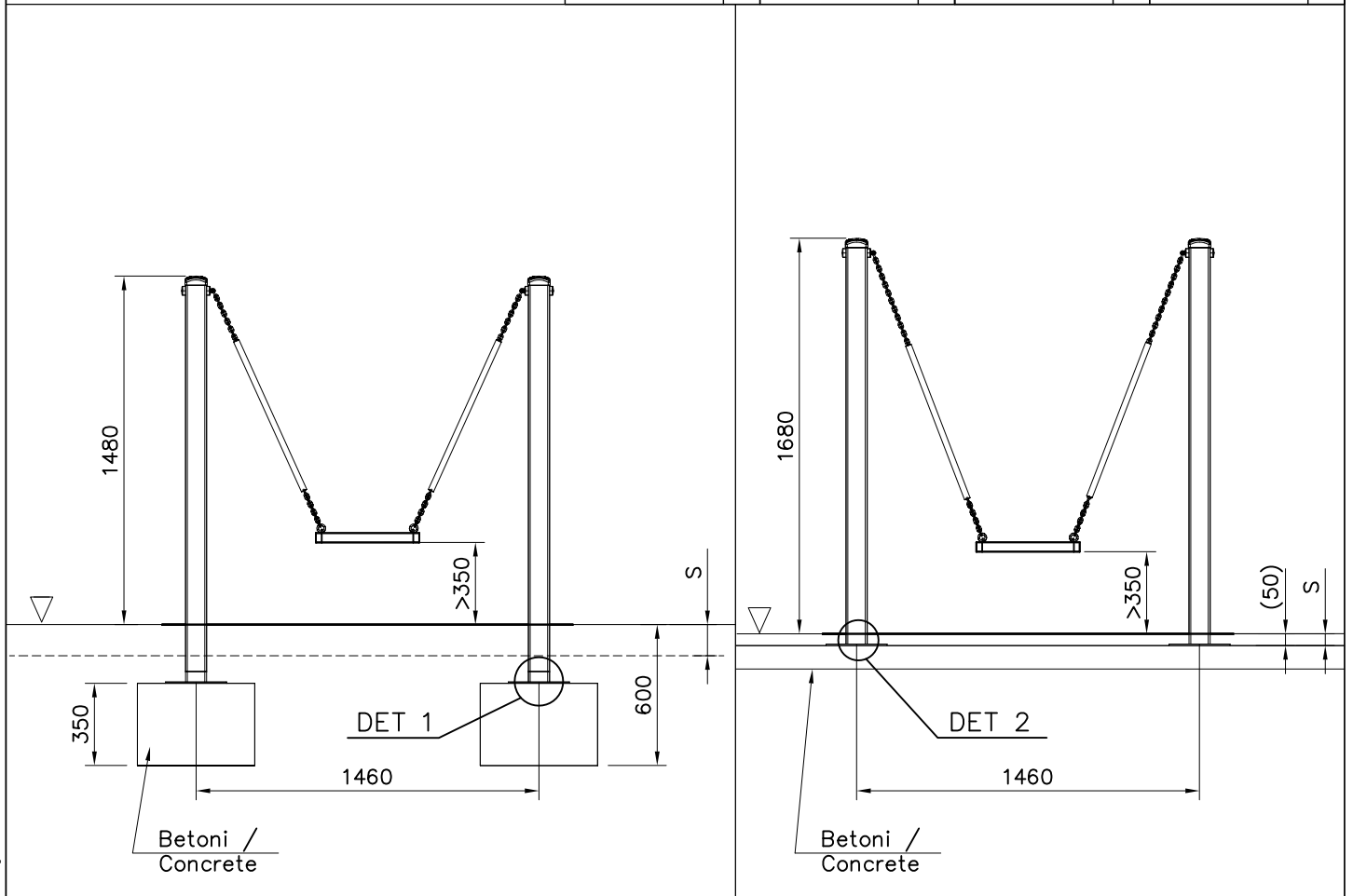
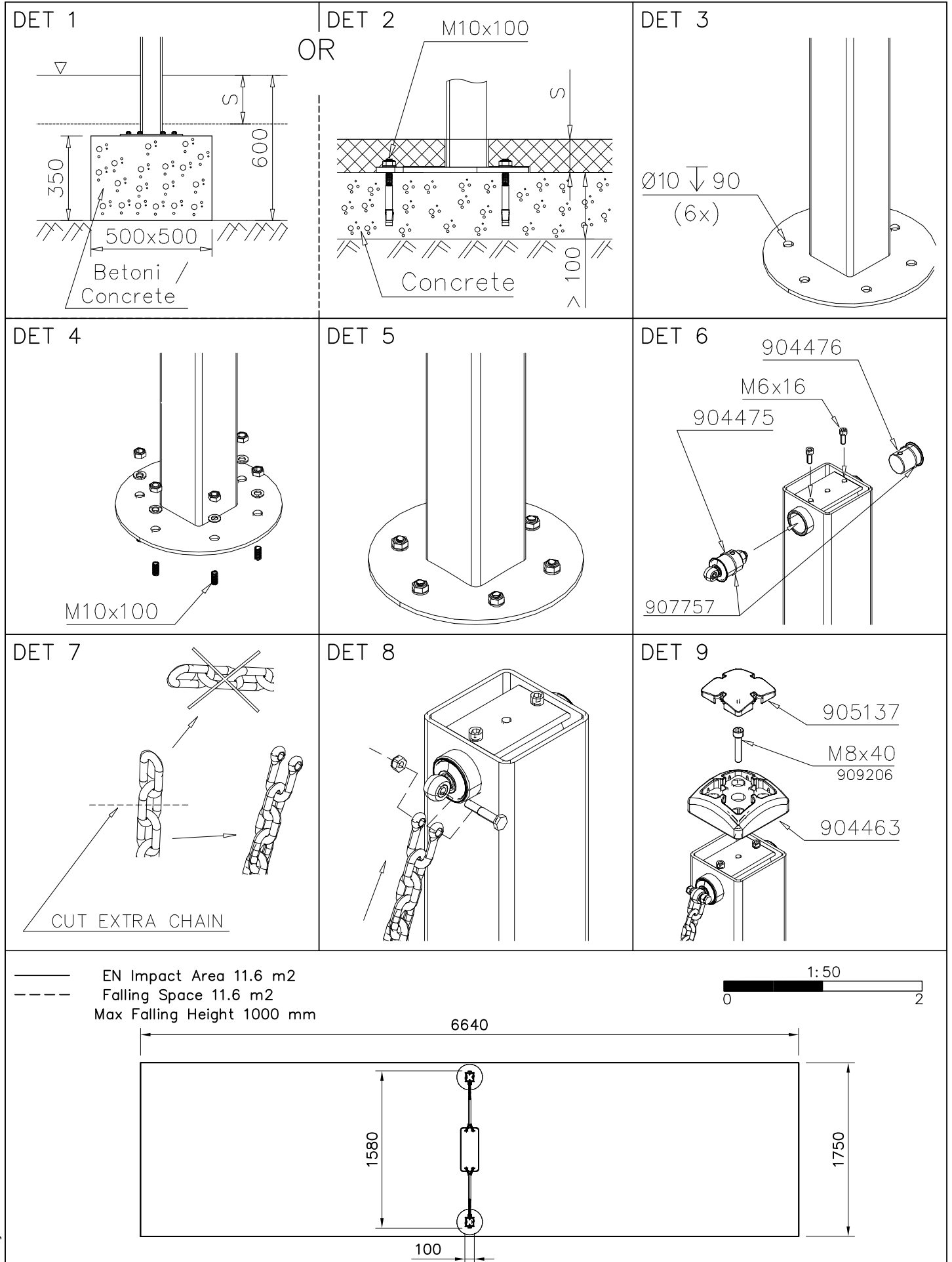


① 903360	PCS	② 904463	PCS
	4		2
M6x16		36,5x95x95	
③ 905171	PCS	④ 904475	PCS
	2		2
1700x260x260			
⑤ 904476	PCS	⑥ 905137	PCS
	2		2
Ø35x37		20x69x69	
⑦ 909206	PCS		PCS
		M8x40	
⑧ 909628	PCS	⑨ 902613	PCS
	12		2
M10x100		39x25x6	
⑩ 702341	PCS	⑪ 907757	PCS
	1		4
90x50		Ø28x2	



































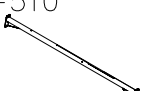
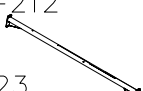
WINAM GROUP

COLOUR OPTIONS

METAL SWINGS

DATE: 11.1.2017



220001M, 220002M				
POST DEEP	905171-205 	905171-510 	905171-212 	
260x260x1700	RAL 7024	HDG	RAL 9023	
POST SURFACE	905171-205 	905171-510 	905171-212 	
260x260x1700	RAL 7024	HDG	RAL 9023	
220061M				
POST DEEP	904435-205 	904435-510 	904435-212 	
121x121x2947	RAL 7024	HDG	RAL 9023	
POST SURFACE	904432-205 	904432-510 	904432-212 	
145x150x2412	RAL 7024	HDG	RAL 9023	
PLATE	904422-205 	904422-510 	904422-213 	904422-212 
51x440x499	RAL 7024	HDG	RAL 1018	RAL 9023
BOOM	904428-205 	904428-510 	904428-212 	
88x237x2942	RAL 7024	HDG	RAL 9023	
220062M				
POST DEEP	904436-205 	904436-510 	904436-212 	
121x121x3367	RAL 7024	HDG	RAL 9023	
POST SURFACE	904424-205 	904424-510 	904424-212 	
145x150x2832	RAL 7024	HDG	RAL 9023	
PLATE	904422-205 	904422-510 	904422-213 	904422-212 
51x440x499	RAL 7024	HDG	RAL 1018	RAL 9023
BOOM	904428-205 	904428-510 	904428-212 	
88x237x2942	RAL 7024	HDG	RAL 9023	





















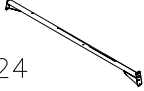

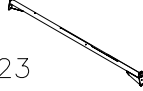







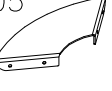



WINAM GROUP

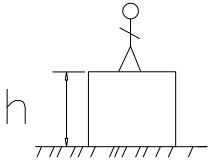



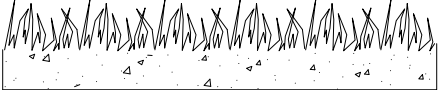
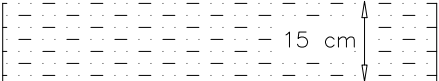
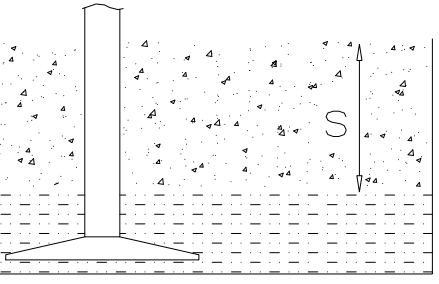
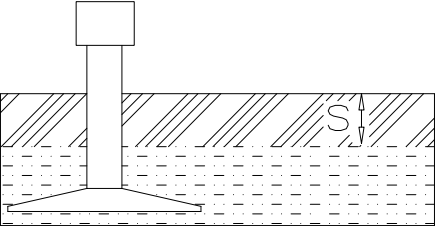
COLOUR OPTIONS

METAL SWINGS

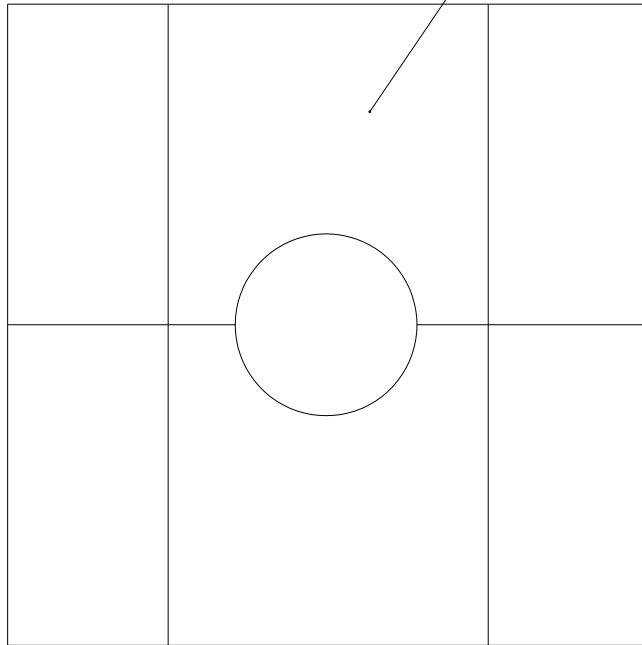
DATE: 11.1.2017



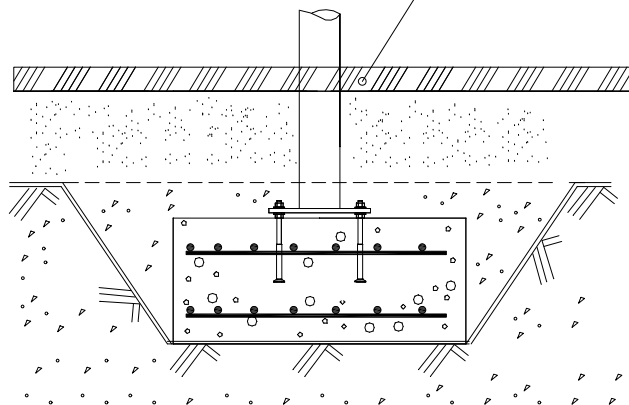
220066M					
POST DEEP	904436-205 	904436-510 	904436-212 		
121x121x3367	RAL 7024 	HDG 	RAL 9023 		
POST SURFACE	904424-205 	904424-510 	904424-212 		
145x150x2832	RAL 7024 	HDG 	RAL 9023 		
PLATE	904422-205 	904422-510 	904422-213 	904422-212 	
51x440x499	RAL 7024 	HDG 	RAL 1018 	RAL 9023 	
BOOM	905636-205 	905636-510 	905636-212 		
88x237x2942	RAL 7024 	HDG 	RAL 9023 		
220005					
POST DEEP	904700-205 				
350x350x2590	RAL 7024 				
POST SURFACE	904484-205 				
175x175x2386	RAL 7024 				
PLATE	904548-205 				
70x211x582	RAL 7024 				
BOOM	904491-205 				
96x261x3100	RAL 7024 				

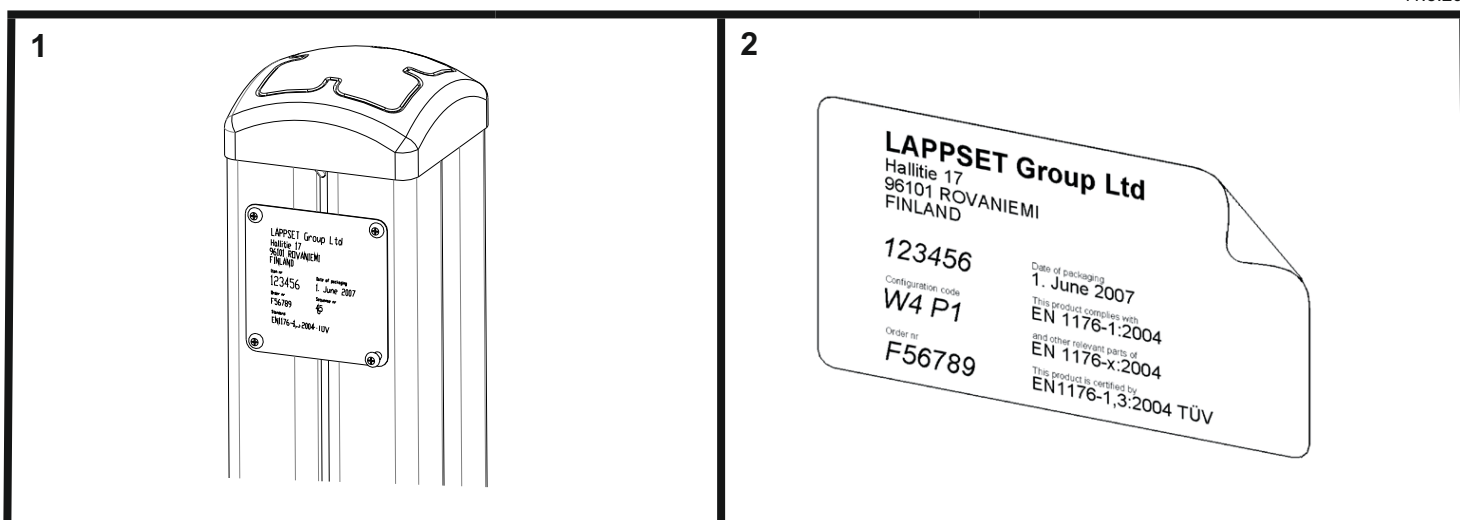
												
<p>$h < 600$</p> <p>Without movement and therefore without Impact Area</p>	<p>Totally hard surfaces.</p> <p>Note. Lappset does <u>not recommend</u> totally hard surfaces at all.</p>	<p>E.g. concrete or asphalt</p> 										
<p>$h < 600$</p> <p>With movement e.g. rocking</p>	<p>Materials with very limited impact attenuating properties.</p>	<p>E.g. wood</p> 										
<p>$h < 1000$</p>	<p>Materials with significant impact attenuating properties.</p>	<p>fine gravel 0–8 mm</p>  <p>grass</p>  <p>unsorted sand</p> 										
<p>$h < 3000$</p>	<p>Loose fill material</p> <p>E.g. sand/gravel 0,25...8 mm D60/D10<3,0 Woodchips 5...30 mm bark 20...80 mm</p>	 <table border="0" data-bbox="1024 1688 1331 1787"> <tr> <td>\underline{S}</td> <td>\underline{h}</td> </tr> <tr> <td>30 cm</td> <td>< 2,0 m</td> </tr> <tr> <td>40 cm</td> <td>< 3,0 m</td> </tr> </table>	\underline{S}	\underline{h}	30 cm	< 2,0 m	40 cm	< 3,0 m				
\underline{S}	\underline{h}											
30 cm	< 2,0 m											
40 cm	< 3,0 m											
	<p>Syntethic granulates</p> <table border="0" data-bbox="405 1899 756 2056"> <tr> <td>\underline{S}</td> <td>\underline{h}</td> </tr> <tr> <td>40 mm</td> <td>~> 1,2...1,3 m</td> </tr> <tr> <td>50 mm</td> <td>~> 1,5...1,7 m</td> </tr> <tr> <td>60 mm</td> <td>~> 1,8...2,0 m</td> </tr> <tr> <td>70 mm</td> <td>~> 2,1...2,5 m</td> </tr> </table> <p>Note. For accurate values, see manufacturer's instructions.</p>	\underline{S}	\underline{h}	40 mm	~> 1,2...1,3 m	50 mm	~> 1,5...1,7 m	60 mm	~> 1,8...2,0 m	70 mm	~> 2,1...2,5 m	
\underline{S}	\underline{h}											
40 mm	~> 1,2...1,3 m											
50 mm	~> 1,5...1,7 m											
60 mm	~> 1,8...2,0 m											
70 mm	~> 2,1...2,5 m											

REMOVE SAFETY SURFACE/SAND/GRAVEL
TO CHECK FOUNDATION



REMOVE SAFETY SURFACE/SAND/GRAVEL
TO CHECK FOUNDATION





Tuotekyltti tulee tuotteen mukana yhdellä seuraavista tavoista:

1) Metallinen tuotekyltti ja kiinnitysruuvit

- Kiinnitä tuotekyltti ruuveilla tolppaan noin 2 metrin korkeuteen kuvan 2 mukaisesti.

2) Tuotekylttitarra

- Puhdista maalattu metalli- tai vaneripinta pölystä ja kosteudesta. Liimaa tarra kuvan 3 mukaisesti.
- Huom. Älä kiinnitä tarraa karheapintaiseen laminaattiin tai maalattuun puuhun.

Vår produktmärkning levereras på ett av följande sätt:

1) Produktskylt i metall

- Fäst skylten med de medföljande skruvarna

2) Självhäftande produktetikett

- Rengördenpulverlackerademetallytanellerlaminatytansåttndenblirfrifrånsmutsochfukt.Fästetikettenenligtfig.3.
- Obs! Fäst ej etiketten på detaljer med skrovlig yta eller på målat trä.

Product label is delivered by one of following ways:

1) Metal product label and screws

- Fasten the label with screws.

2) Label sticker

- Cleanthepaintedmetalorplywoodsurfacefromdirtandmoisture.Fastenthestickerasshowninthefigure3.
- Note. Do not attach the sticker to rough surfaced laminate or painted wood.

La plaque d'informations produit est livrée sous l'une de ces 3 formes :

1) Plaque métallique et vis

- Fixez la plaque à l'aide des vis.

2) Etiquette autocollante

- Avant de coller l'étiquette, nettoyez le composant métallique peint ou la plaque de contreplaqué, de toute saleté. La surface doit être sèche (voir image 3).
- Attention, ne pas coller l'étiquette sur une surface lamellé-collée irrégulière ou sur du bois peint.

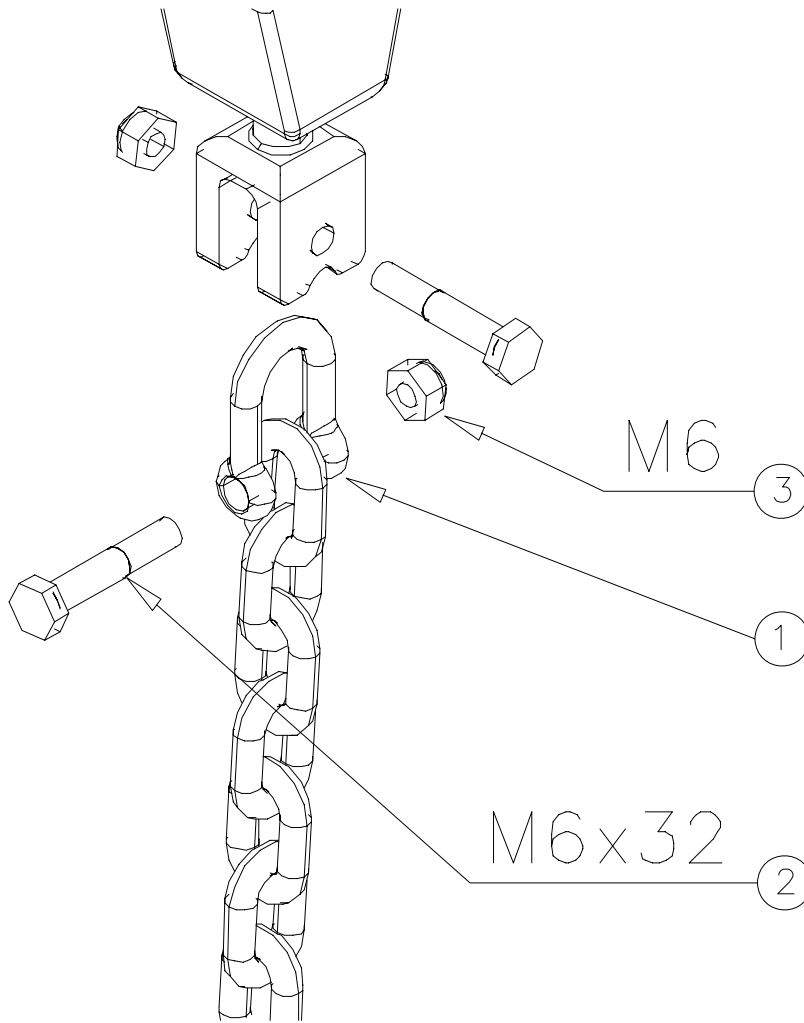
Die Auslieferung des Produktaufklebers erfolgt auf eine dieser Arten:

1) Produkt-Schild aus Metall incl. Schrauben

- Die Befestigung des Schildes erfolgt mittels der Schrauben.

2) Aufkleber

- EntfernenSiezunächstSchmutzundFeuchtigkeitvomlackiertenMetallbzw.vonderHolzoberflächeundbringenSiedenAufkleber wie im Bild oben rechts beschrieben auf den gesäuberten Untergrund auf.
- Beachten Sie: Bringen Sie den Aufkleber nicht auf raues laminiertes oder lackiertes Holz an.



Note:

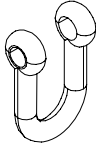
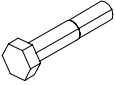

Use shackle only when chain cannot be attached directly to M8 bolt.

Shackle is never used together with original Lappset chain (2010 model or newer).

Käyttö:

Käytä sakkelia vain silloin kun ketjua ei voida kiinnittää suoraan M8 pultilla.

Sakkelia ei koskaan käytetä alkuperäisten Lappset ketjujen kanssa. (2010 mallit ja uudemmat).

①	PCS	②	PCS
	1		1
M6x38x24		M6x32	
③	PCS		PCS
	1		
M6			
	PCS		PCS
	PCS		PCS
	PCS		PCS
	PCS		PCS
	PCS		PCS