

WINAM GROUP

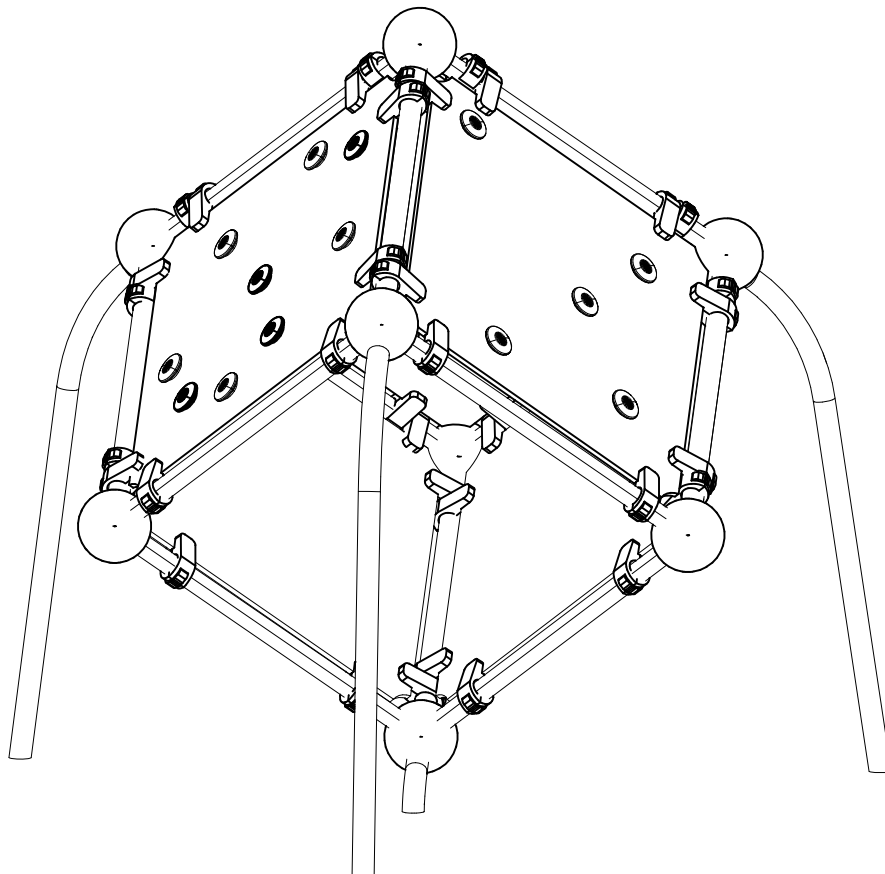
CLOXX


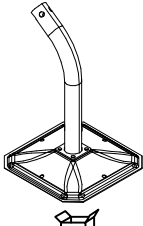

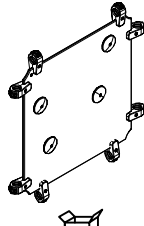
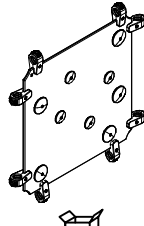
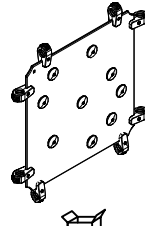
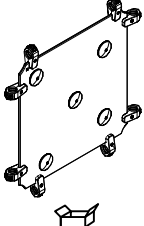
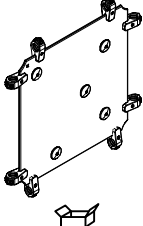
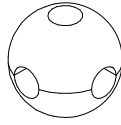

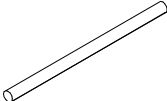


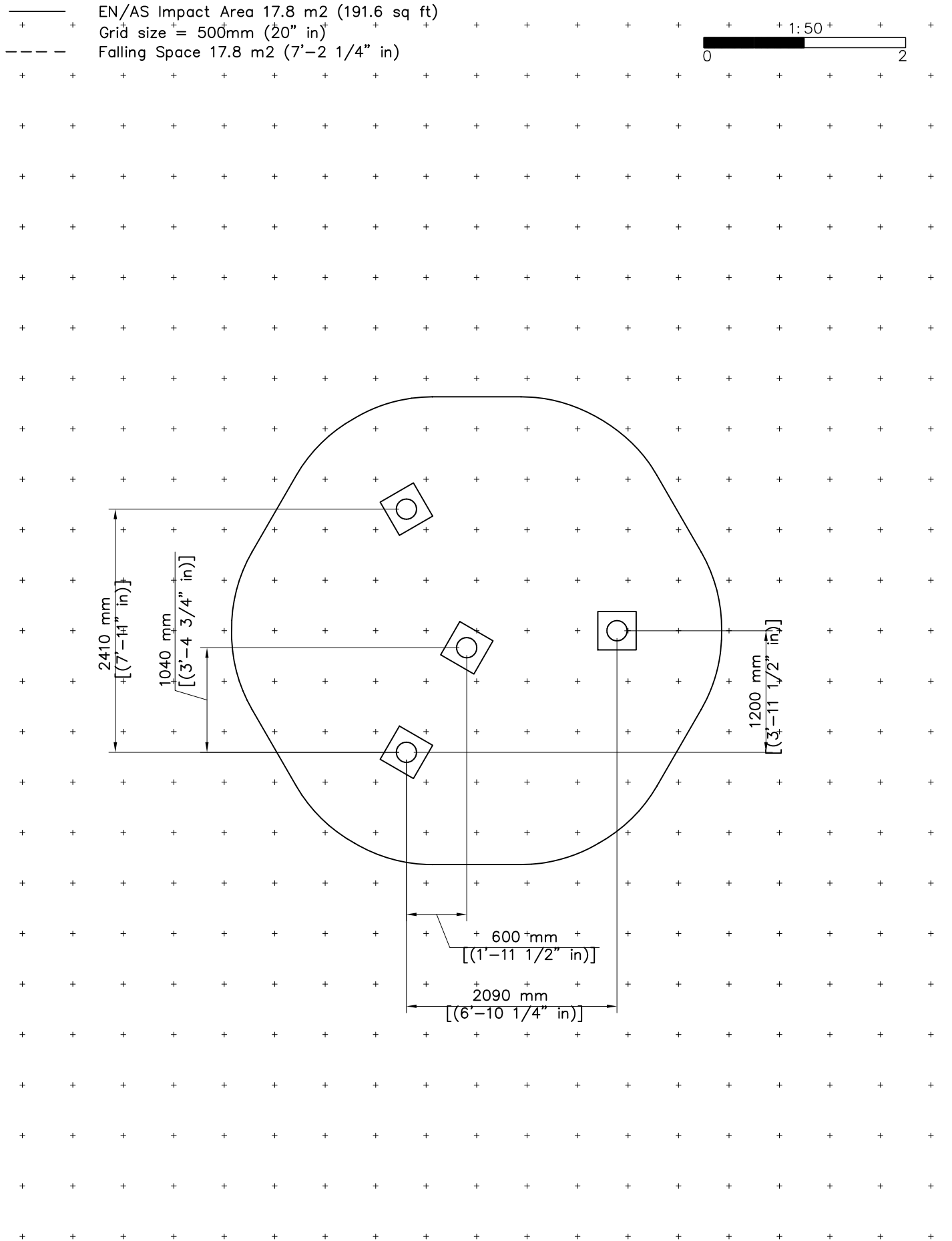
ASENNUSOHJE
MONTERINGSANSVISNING
INSTALLATION INSTRUCTION
AUFBAUANLEITUNG
NOTICE D'INSTALLATION

DATE: 24.2.2015

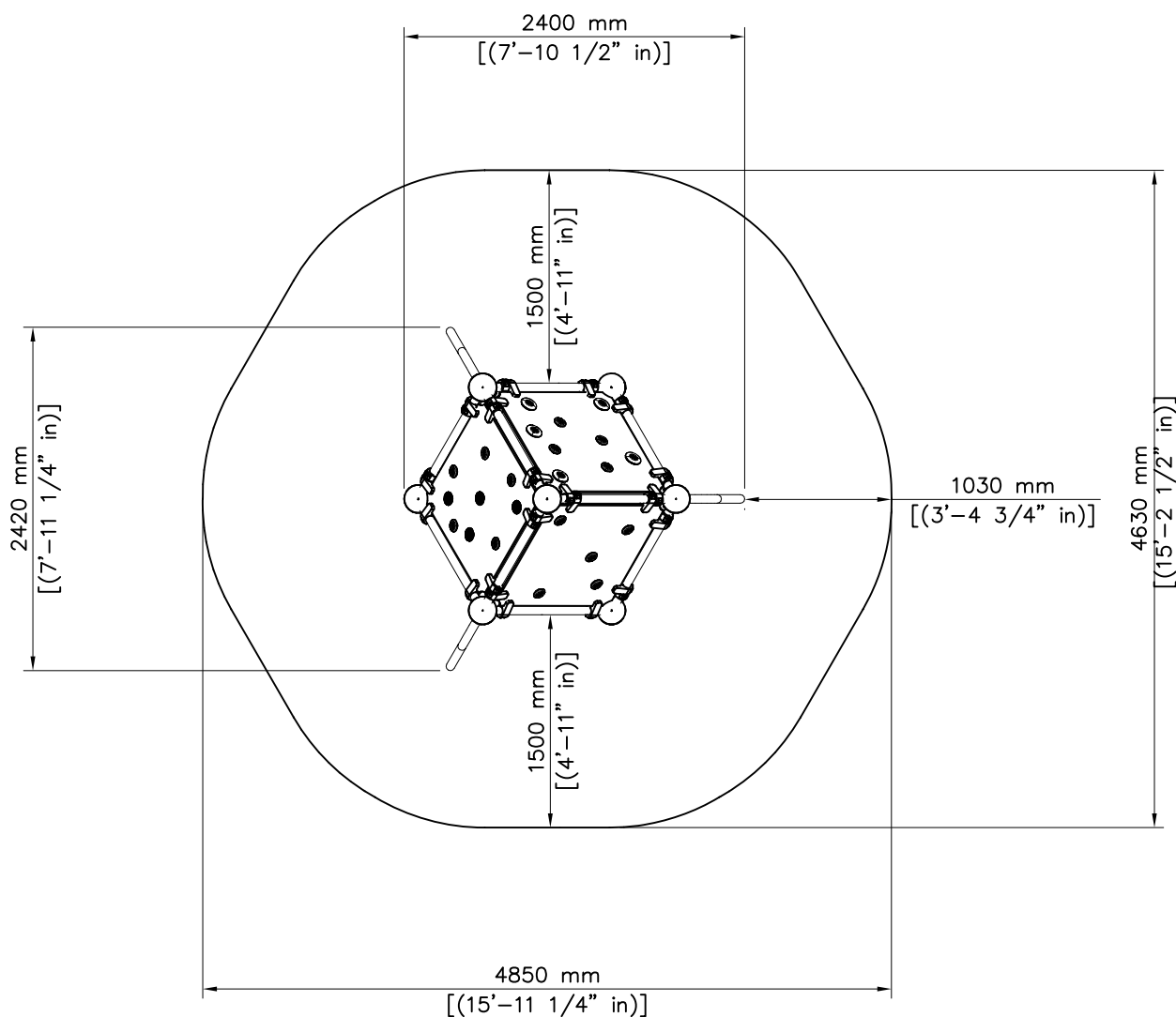
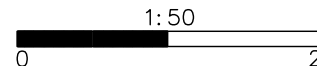
220605

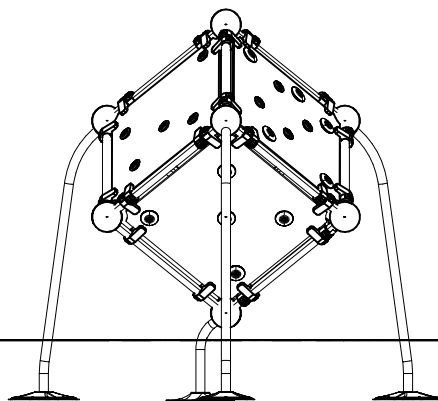
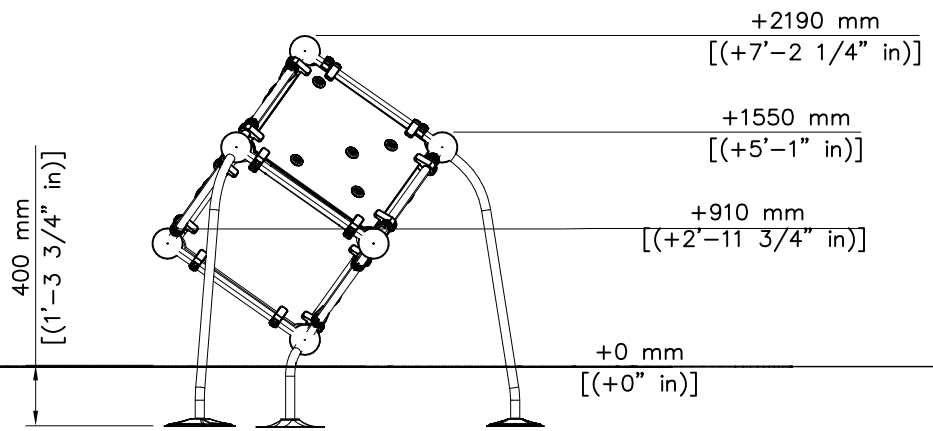


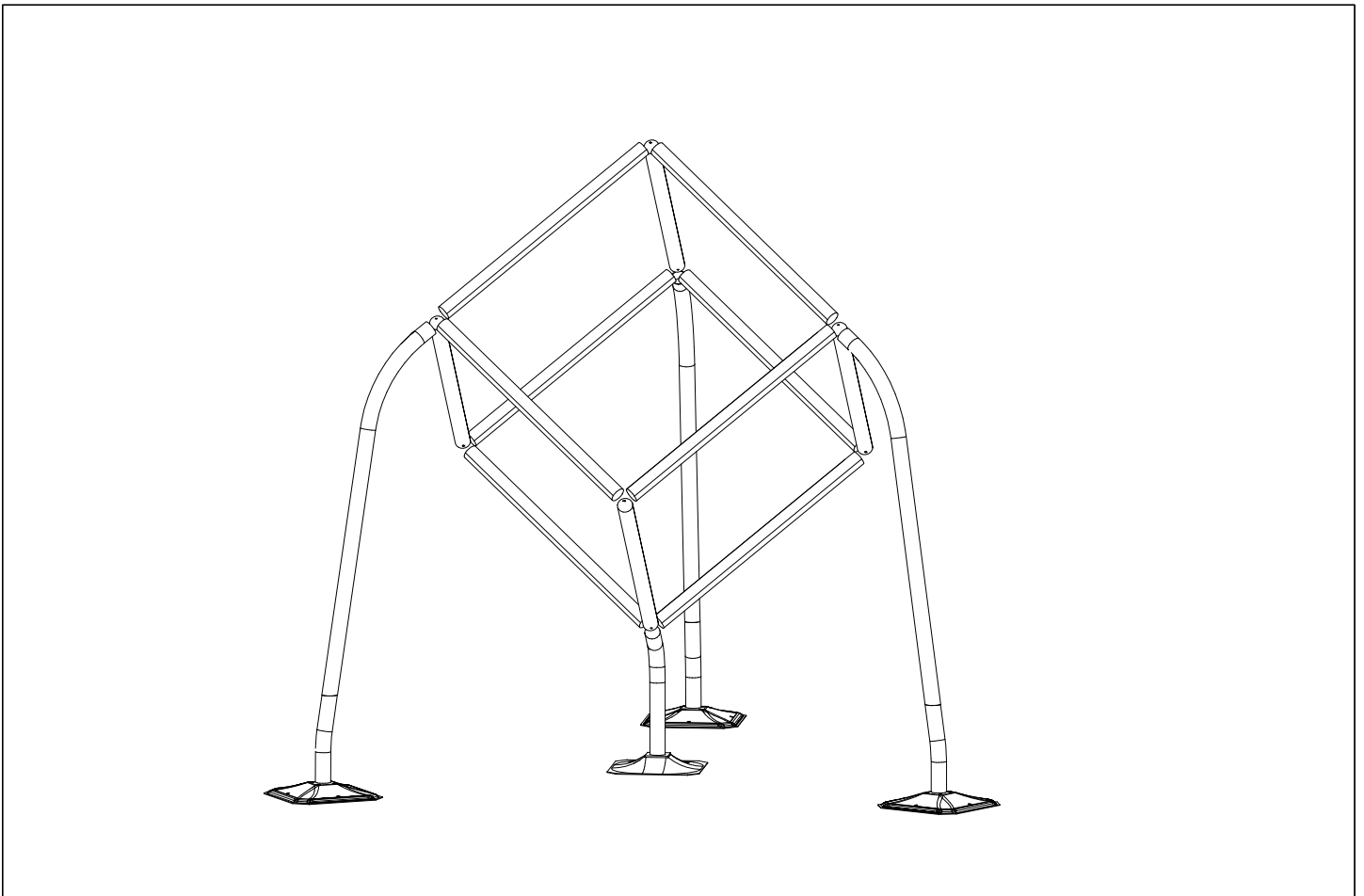
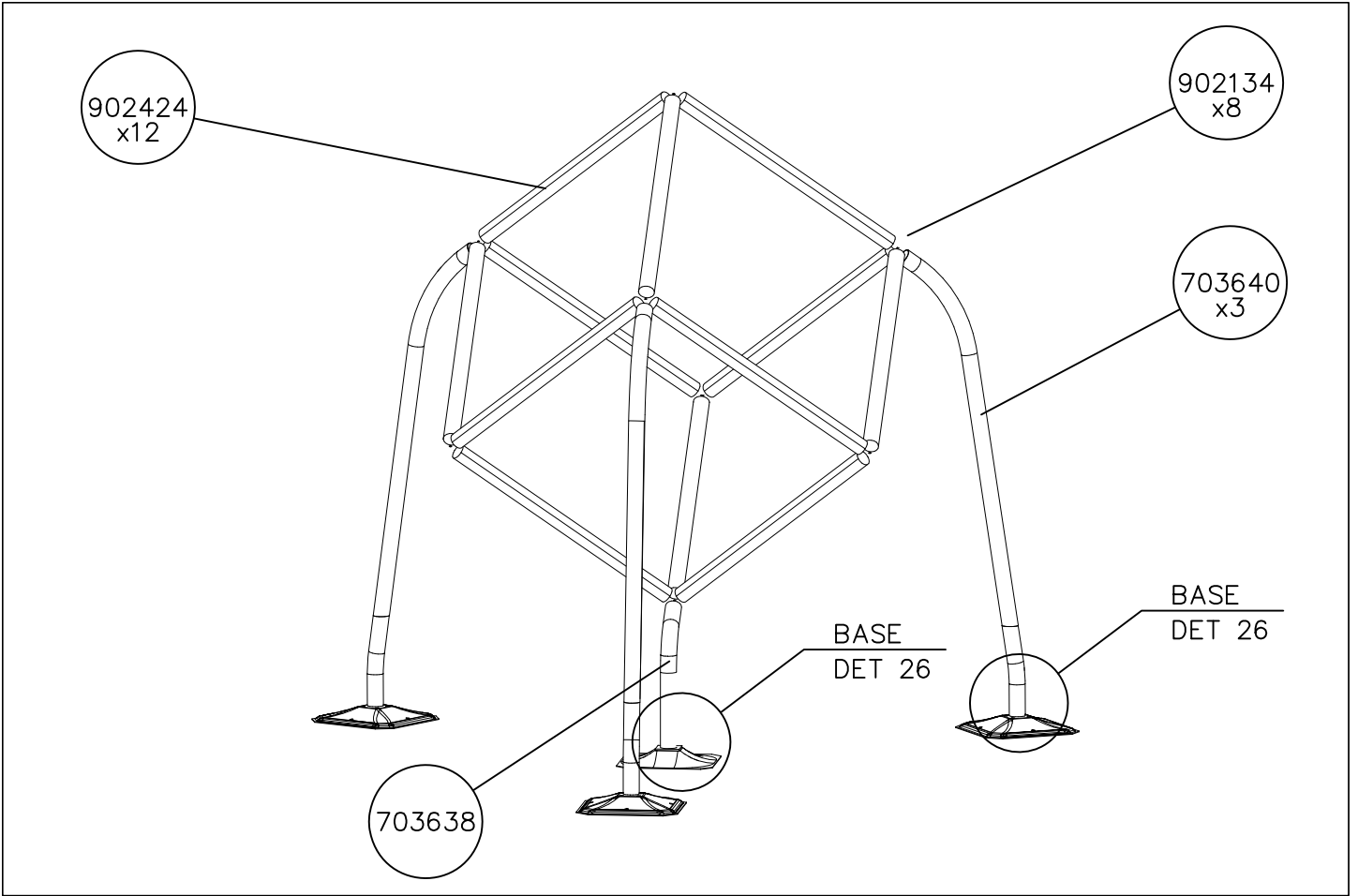
| | | | | | | | | | | | |
|--|---------------------|---|---------------------|---|---------------------|--|----------------------|---|----------------------|---|---------------------|
| <p>702341</p>  <p>90x50</p> | <p>PCS</p> <p>1</p> | <p>703638</p>  | <p>PCS</p> <p>1</p> | <p>703640</p>  | <p>PCS</p> <p>3</p> | <p>703842</p>  | <p>PCS</p> <p>1</p> | <p>703843</p>  | <p>PCS</p> <p>1</p> | <p>703844</p>  | <p>PCS</p> <p>1</p> |
| <p>703847</p>  | <p>PCS</p> <p>1</p> | <p>703850</p>  | <p>PCS</p> <p>1</p> | <p>902134</p>  | <p>PCS</p> <p>8</p> | <p>904747</p>  <p>60x60x2</p> | <p>PCS</p> <p>20</p> | <p>902424</p>  <p>L 1034</p> | <p>PCS</p> <p>12</p> | | <p>PCS</p> |
| | <p>PCS</p> | | <p>PCS</p> | | <p>PCS</p> | | <p>PCS</p> | | <p>PCS</p> | | <p>PCS</p> |
| | <p>PCS</p> | | <p>PCS</p> | | <p>PCS</p> | | <p>PCS</p> | | <p>PCS</p> | | <p>PCS</p> |
| | <p>PCS</p> | | <p>PCS</p> | | <p>PCS</p> | | <p>PCS</p> | | <p>PCS</p> | | <p>PCS</p> |
| | <p>PCS</p> | | <p>PCS</p> | | <p>PCS</p> | | <p>PCS</p> | | <p>PCS</p> | | <p>PCS</p> |
| | <p>PCS</p> | | <p>PCS</p> | | <p>PCS</p> | | <p>PCS</p> | | <p>PCS</p> | | <p>PCS</p> |

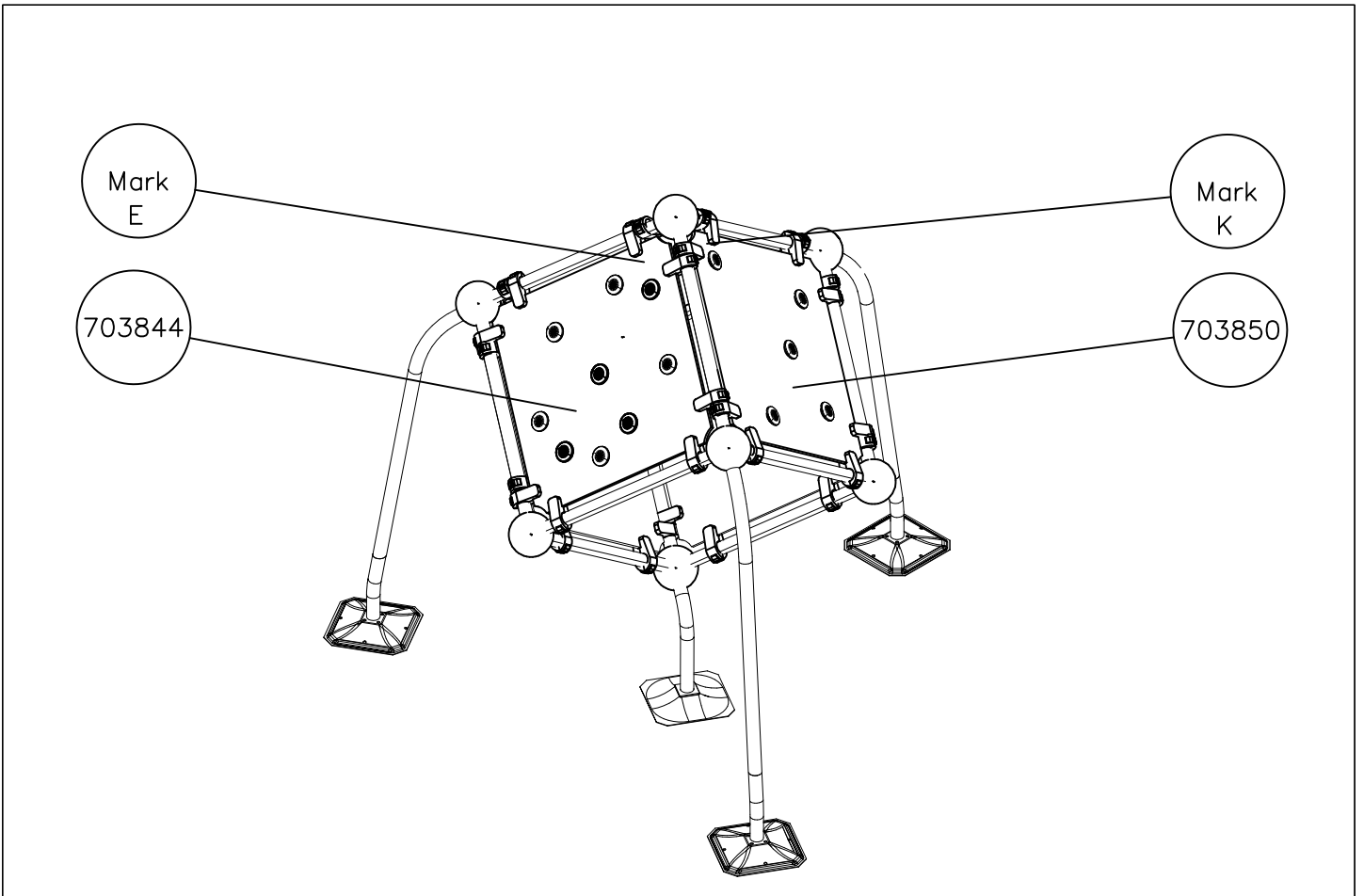
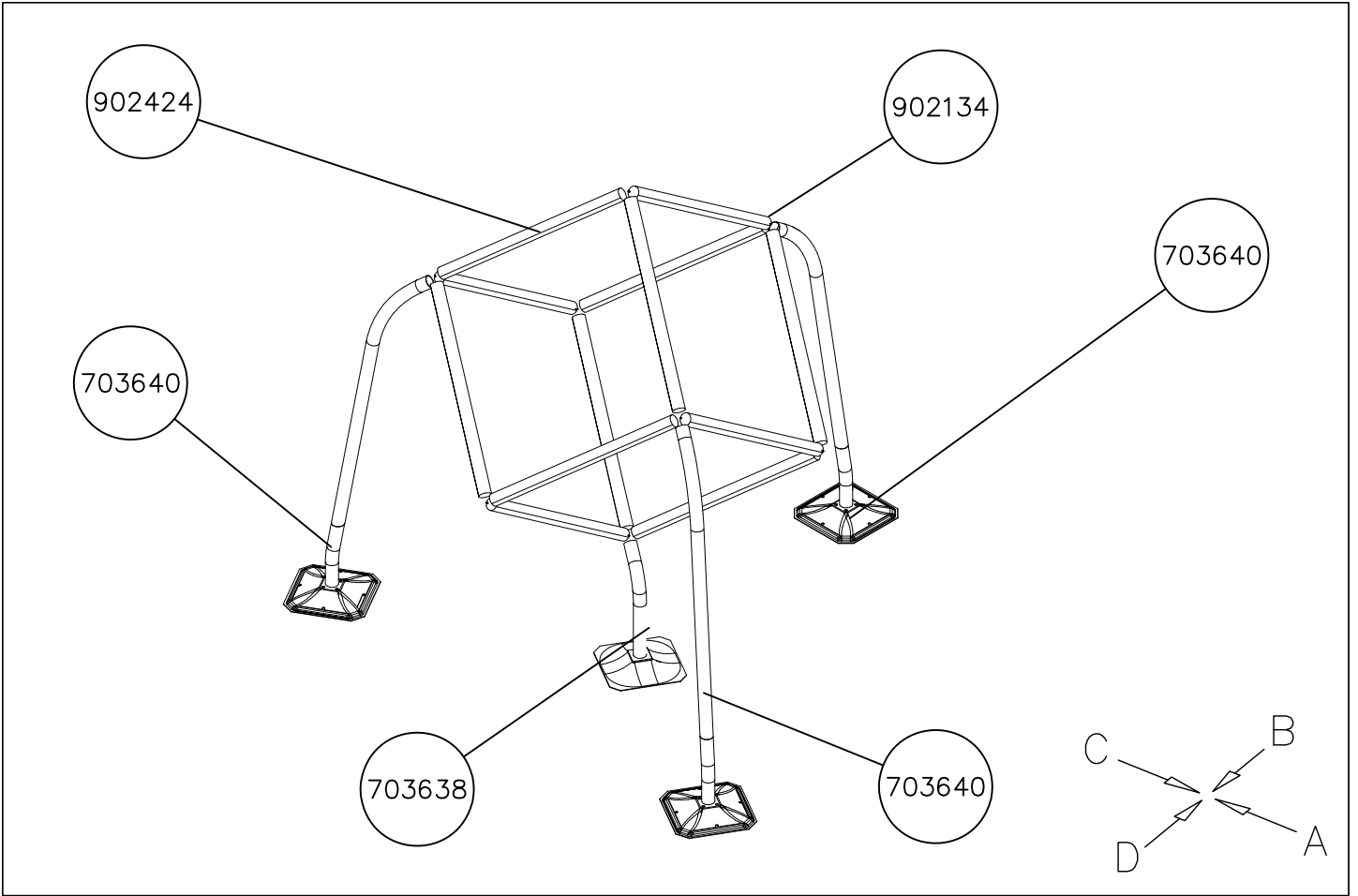


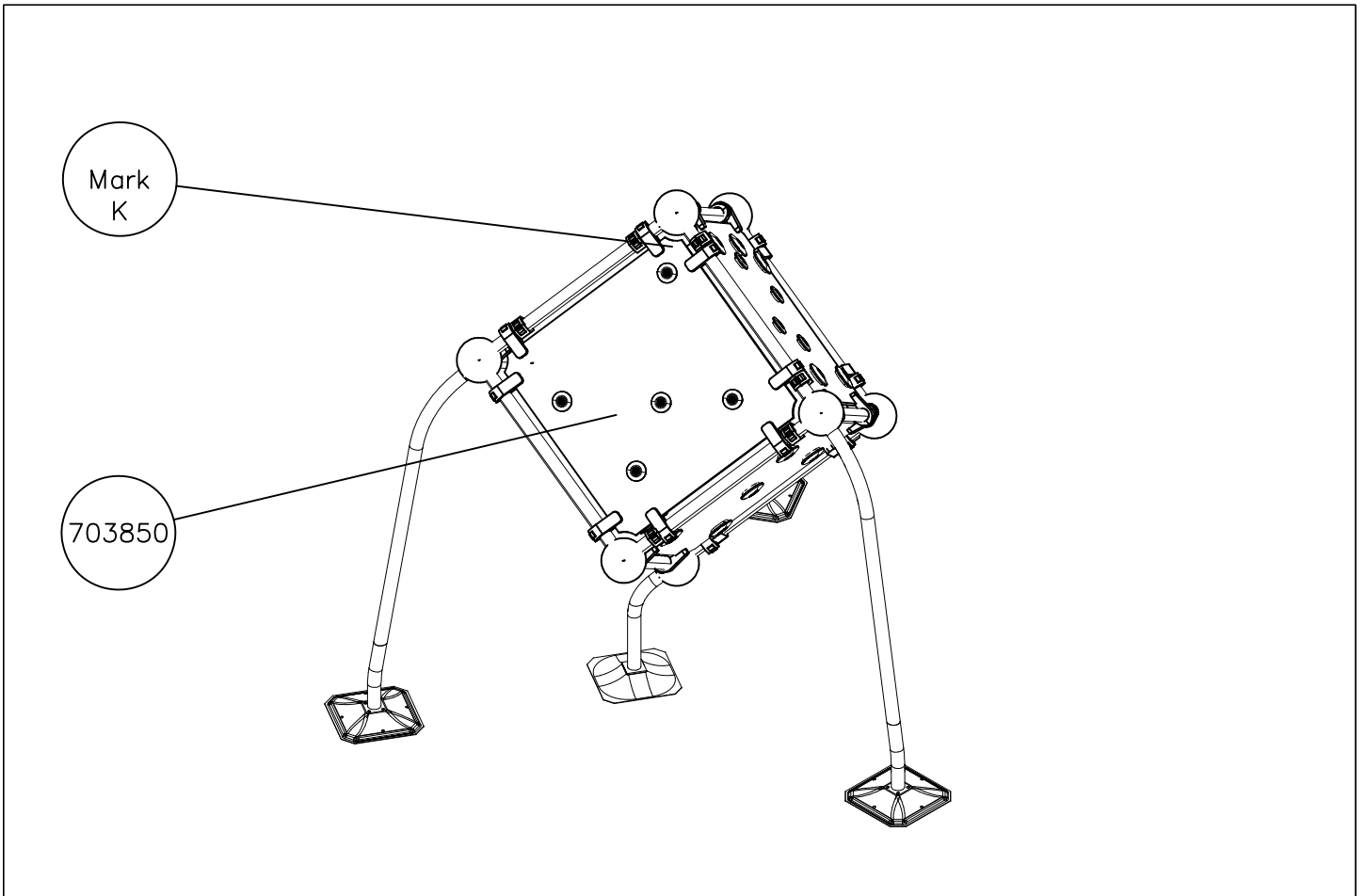
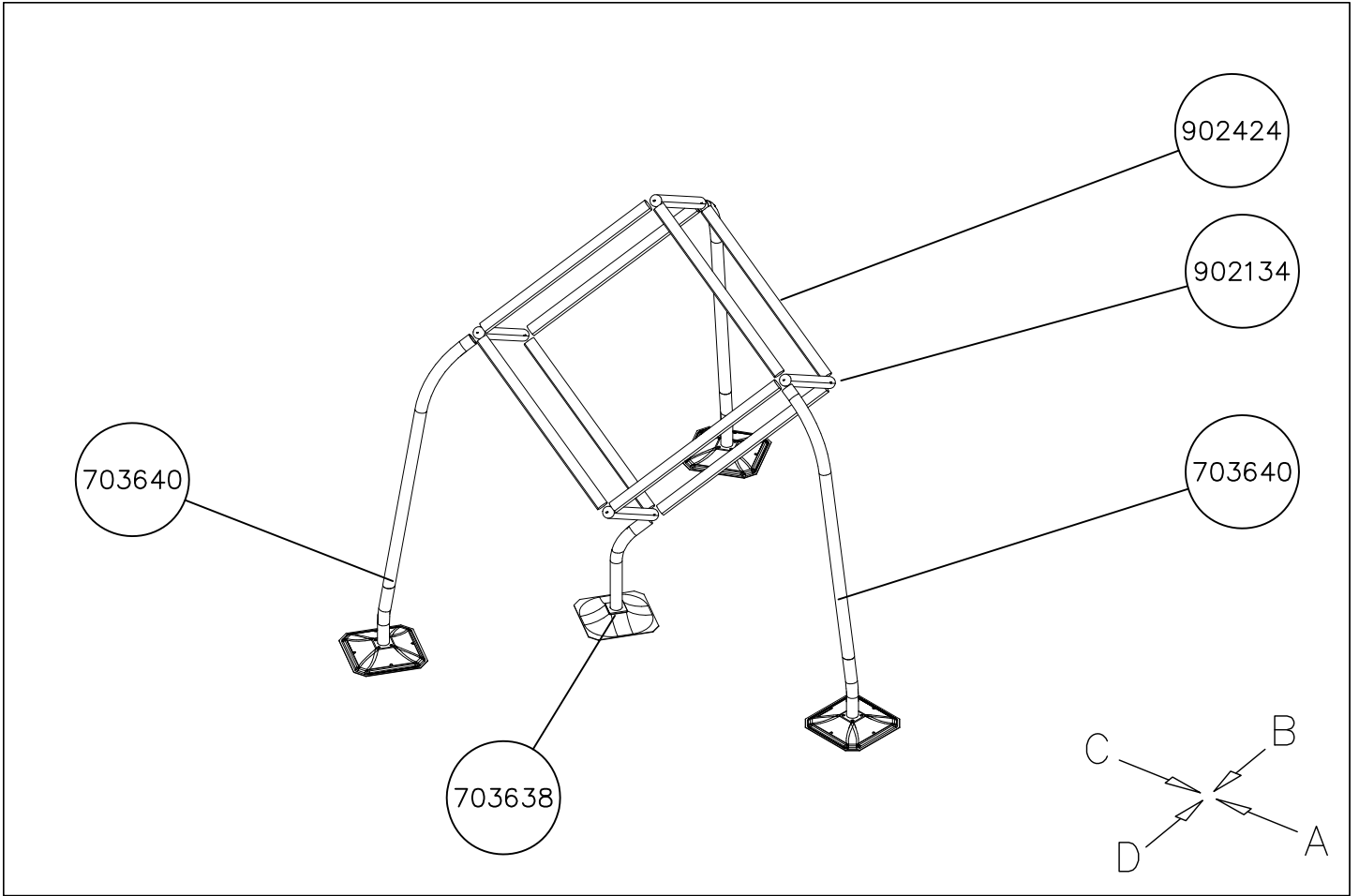
- EN/AS Impact Area 17.8 m² (191.6 sq ft)
- Falling Space 17.8 m² (191.6 sq ft)
- Max Falling Height 2190 mm (7' - 2 1/4" in)

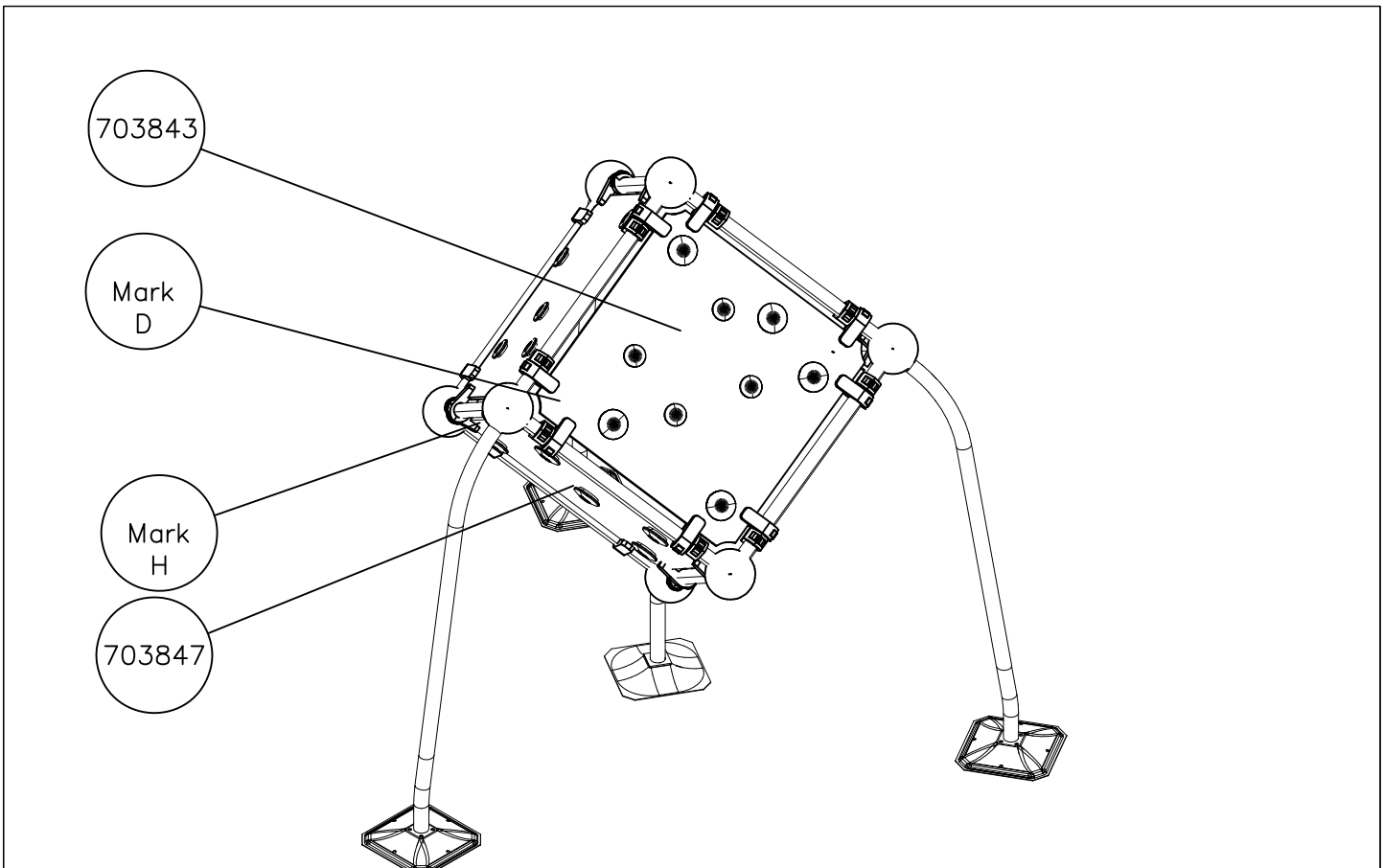
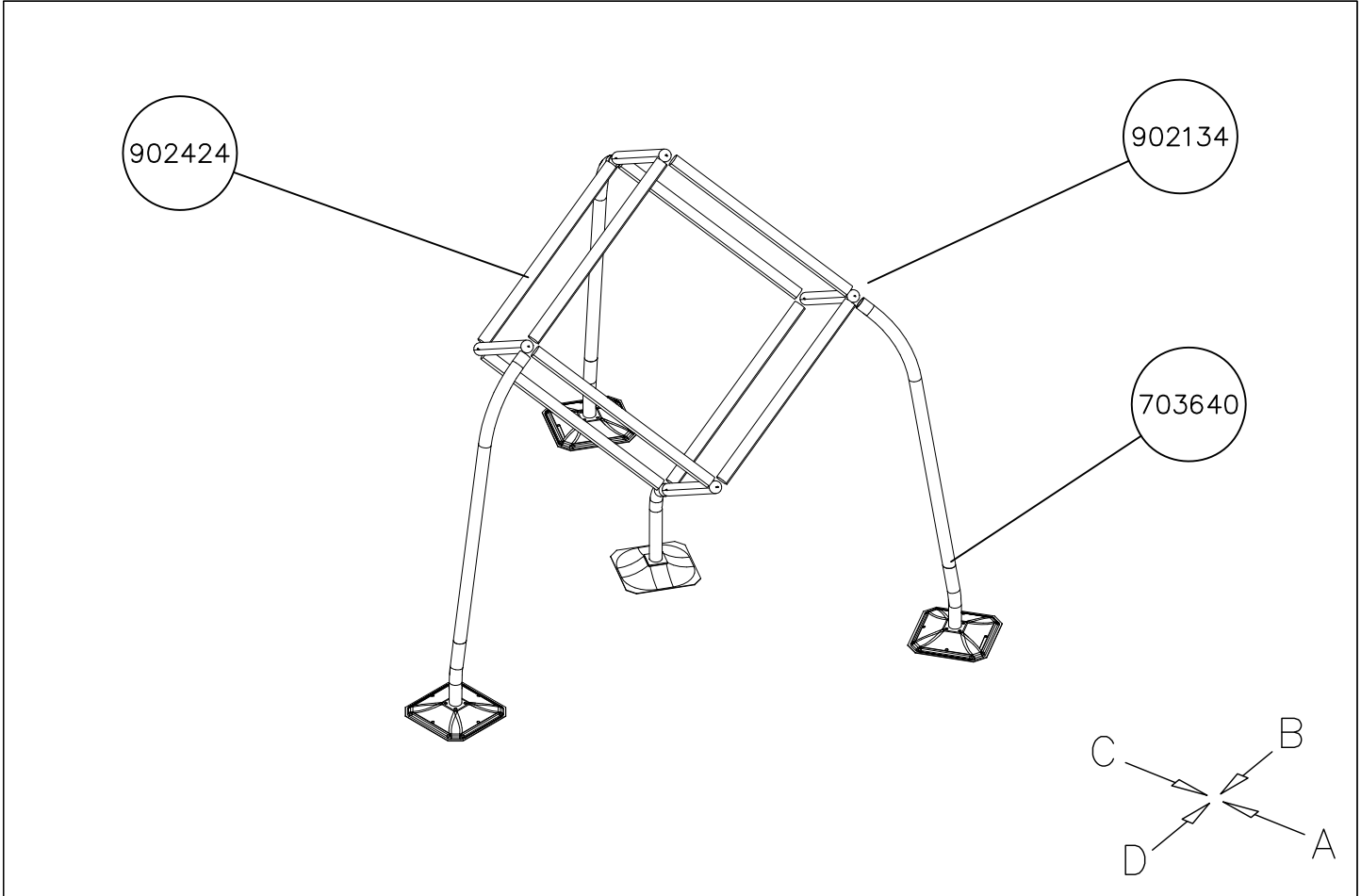


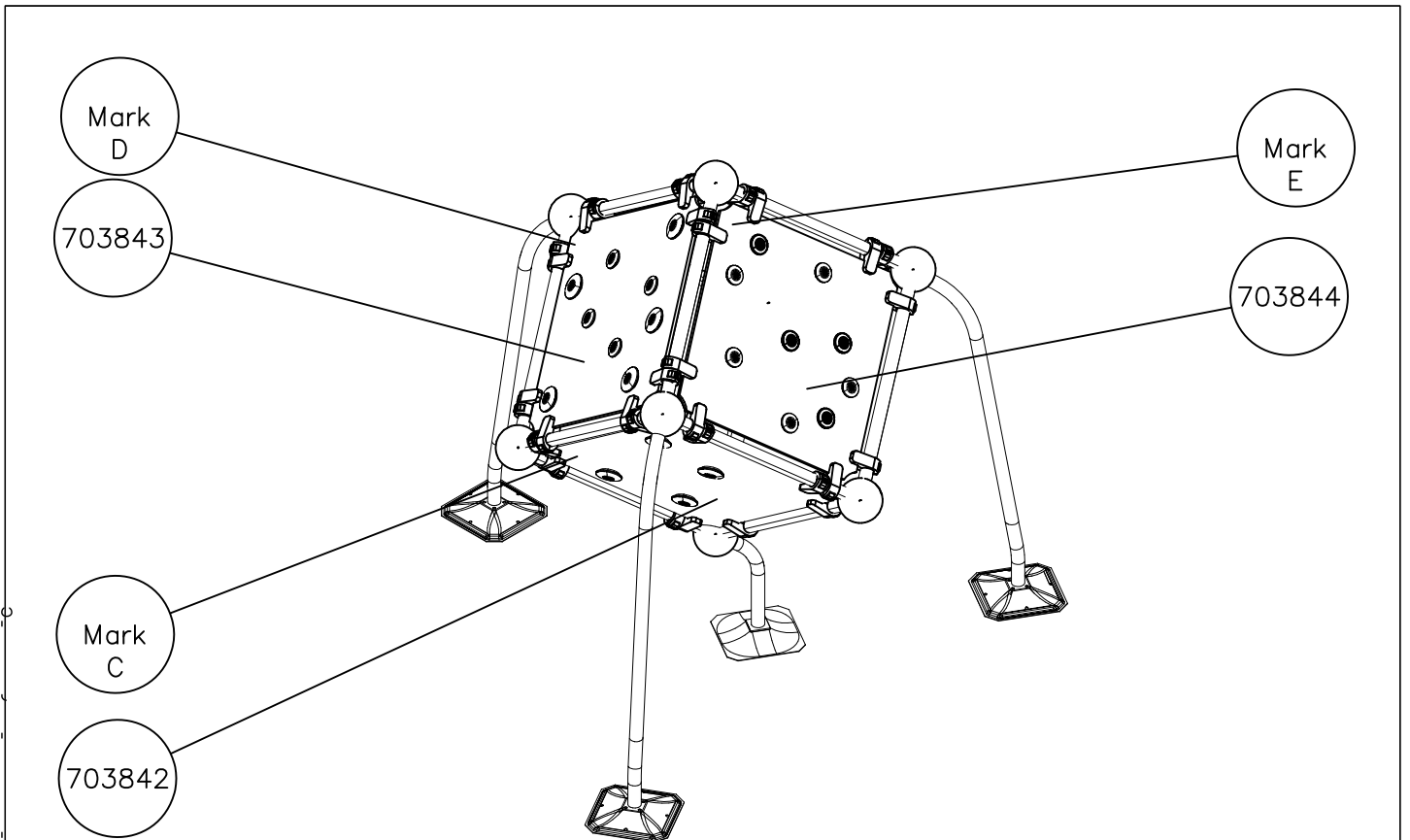
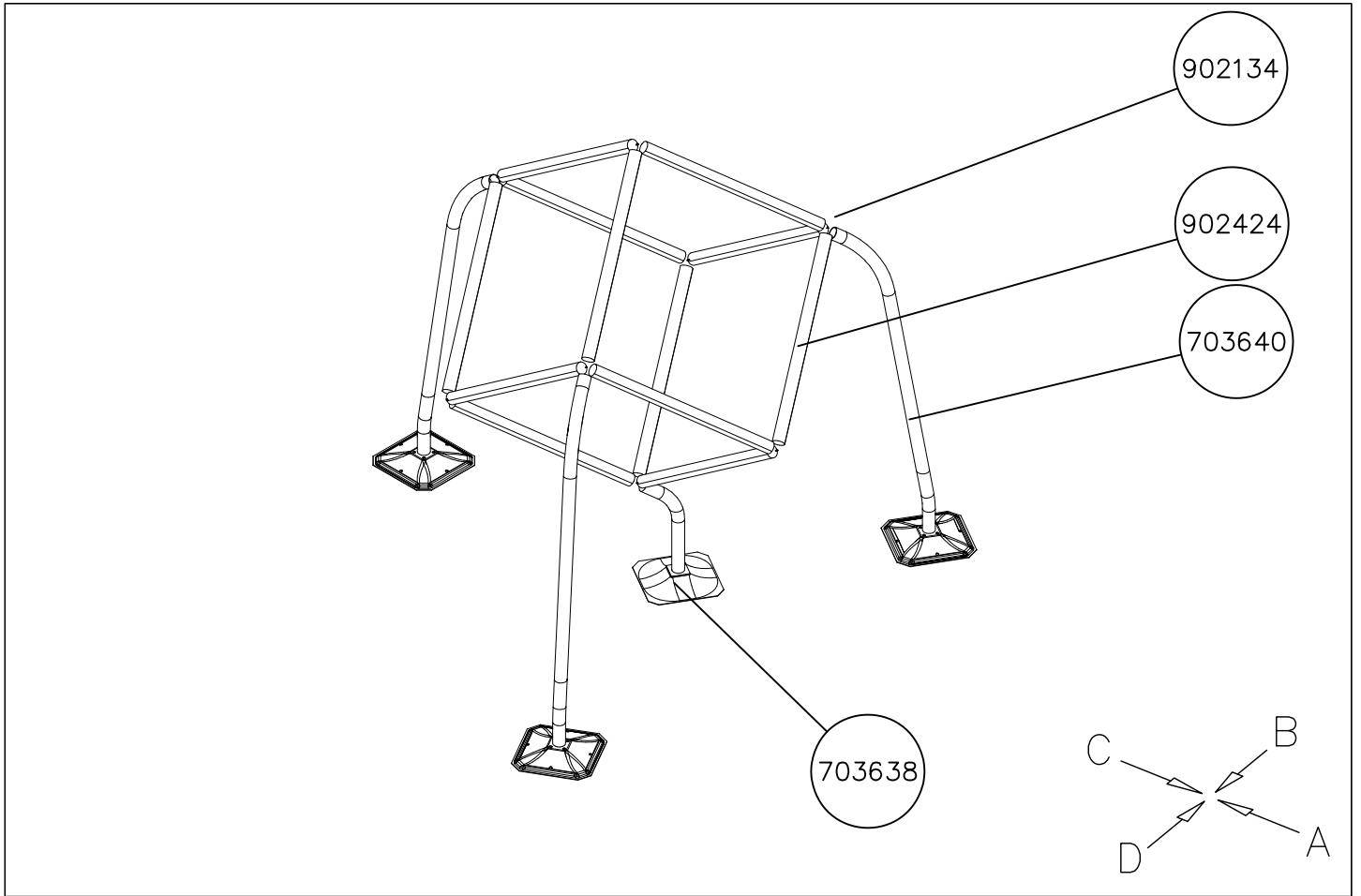


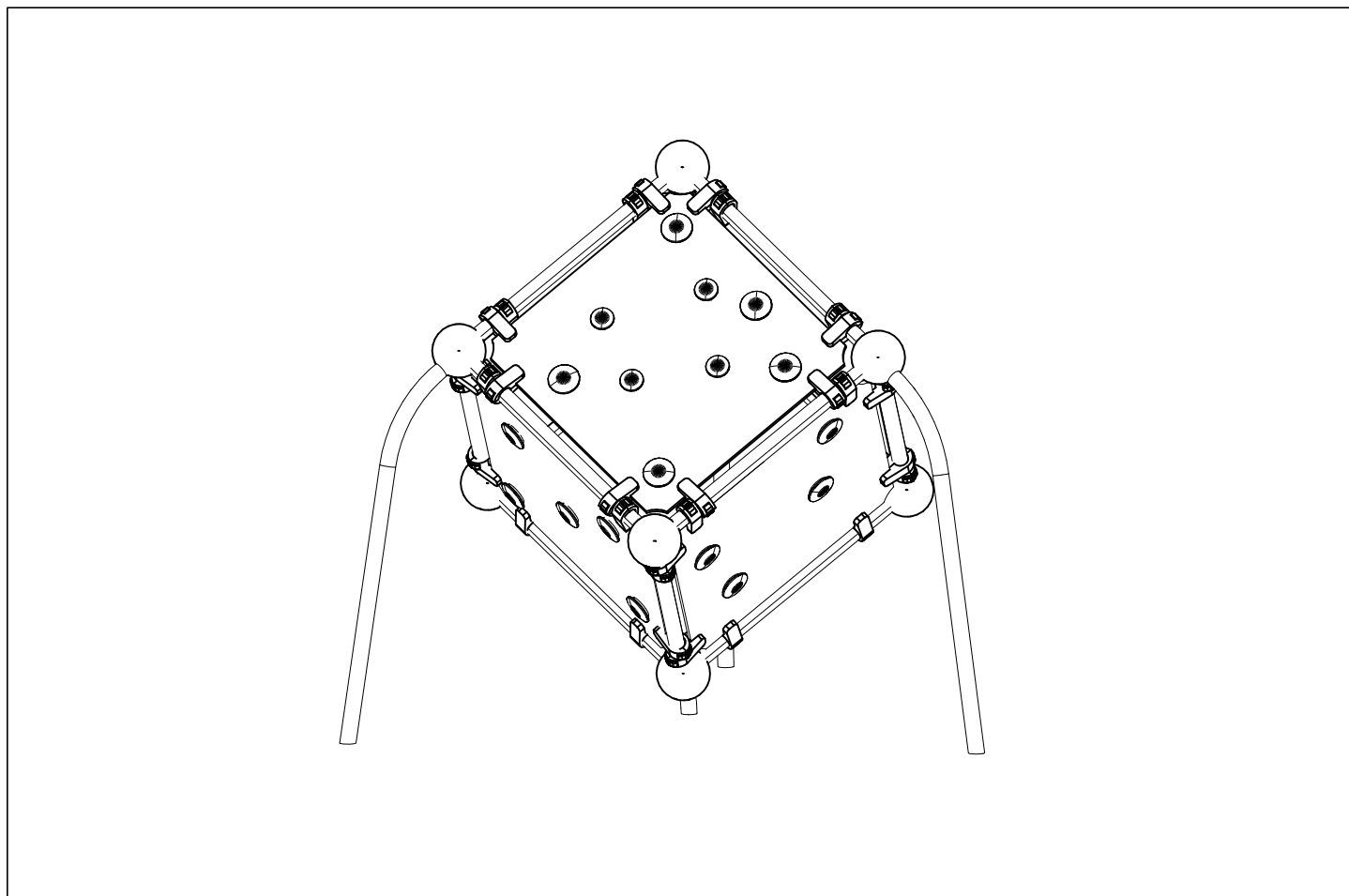
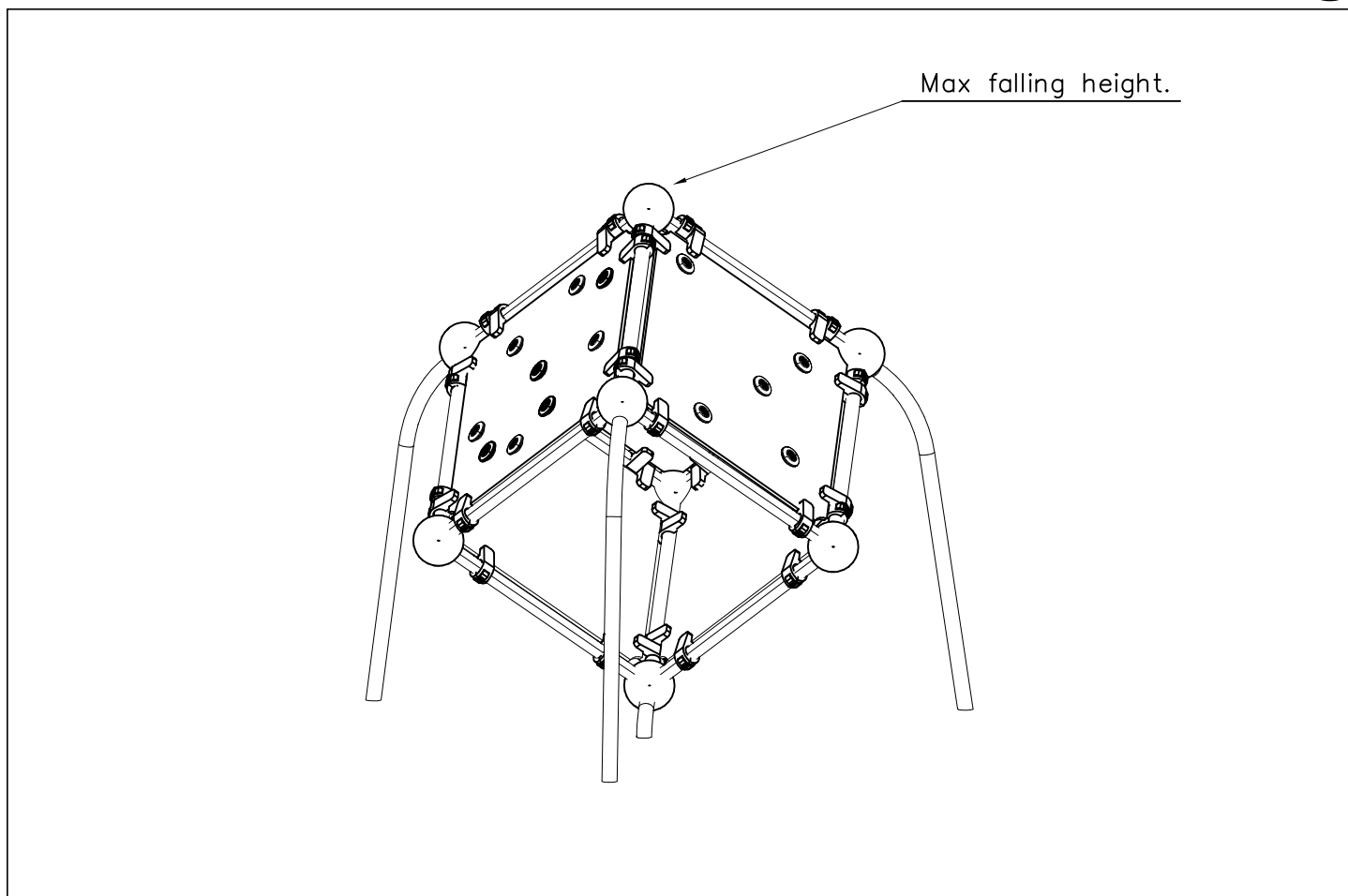










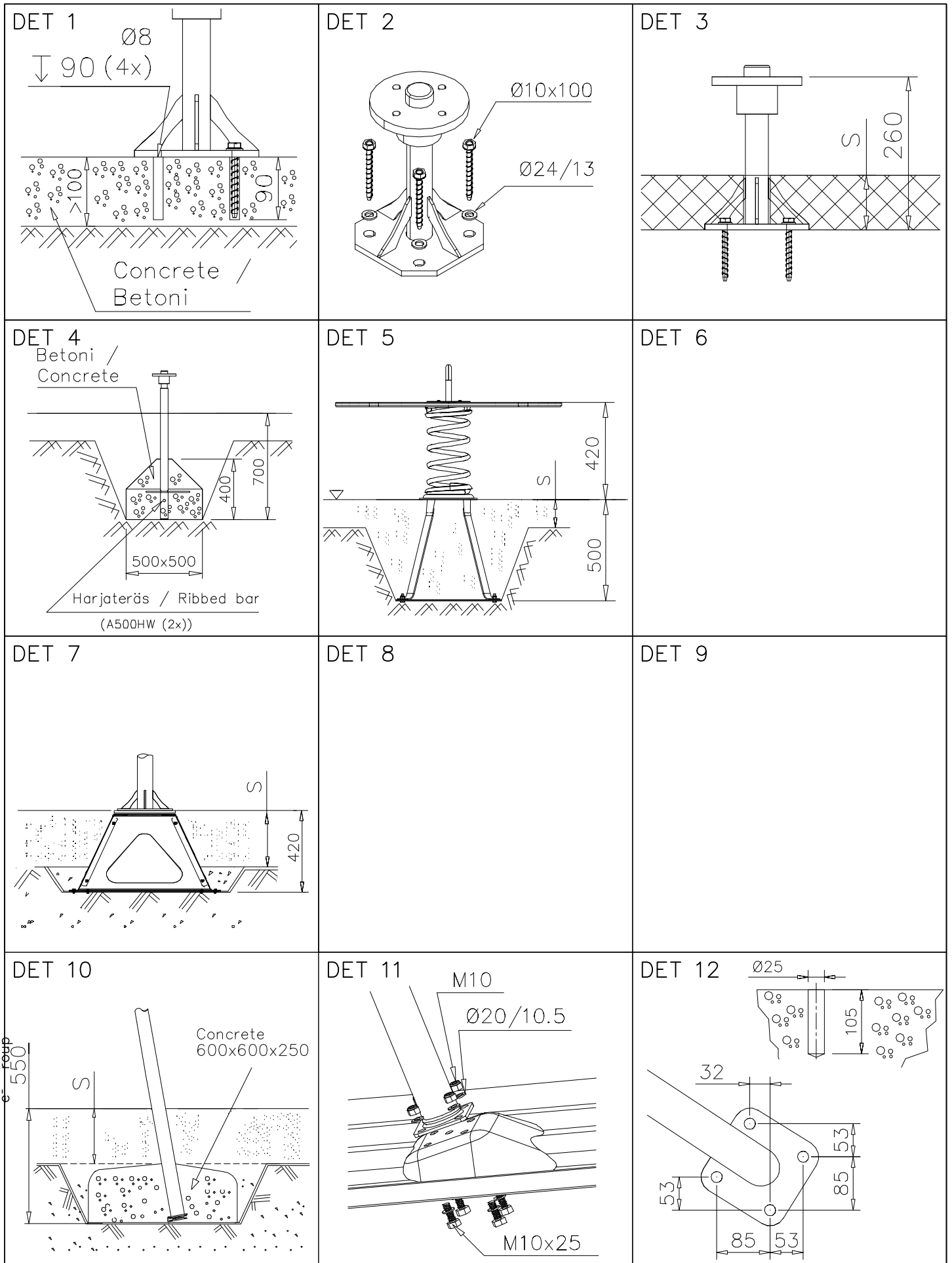


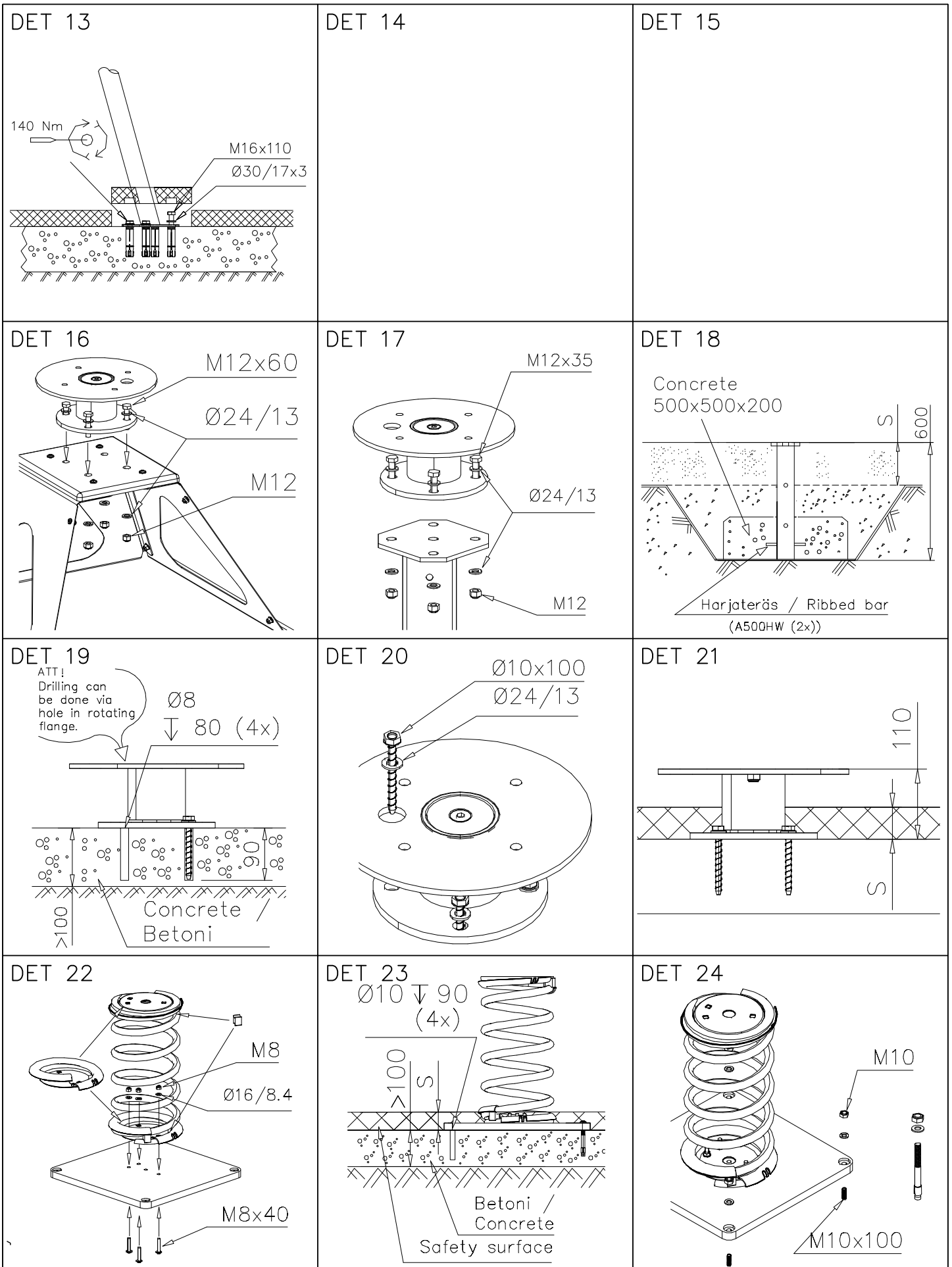
WINAM GROUP

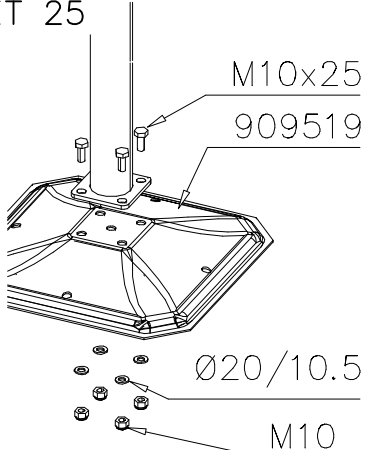

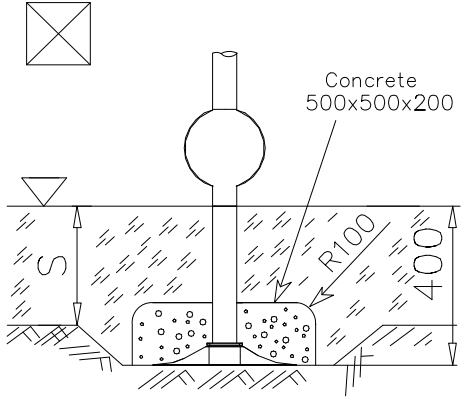
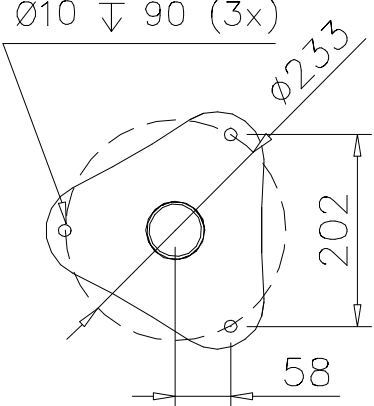
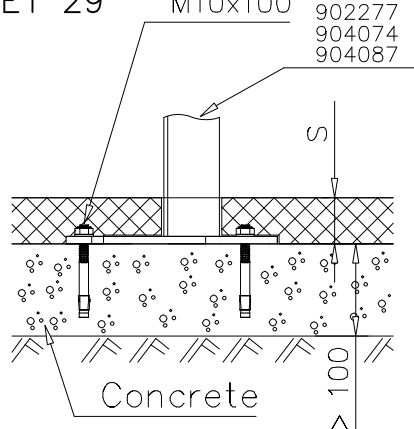
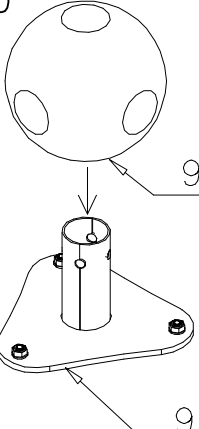
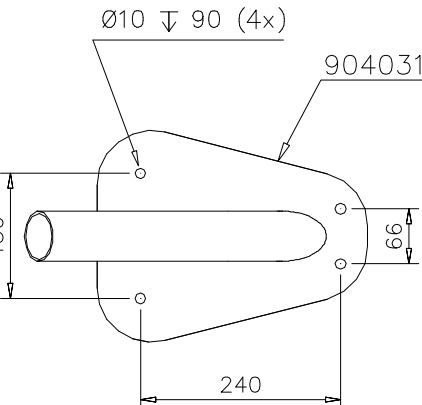
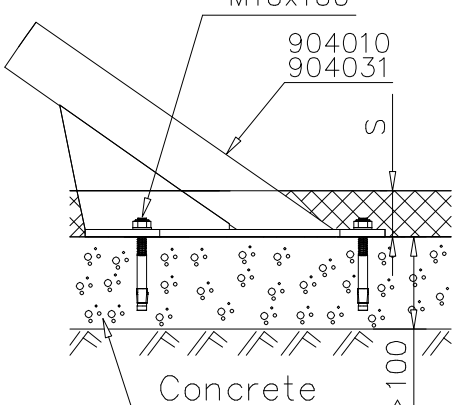
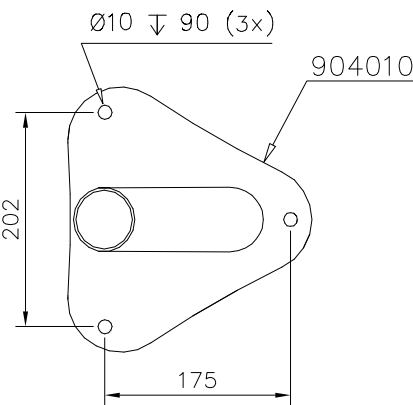
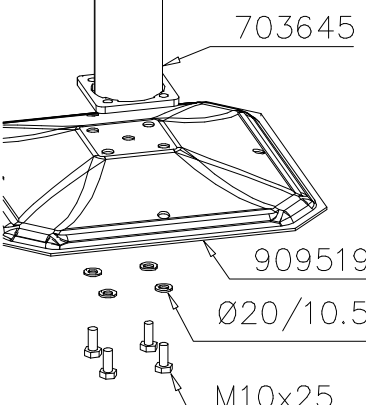


CLOXX / FINNO ABC

BASE

DATE: 19.11.2012





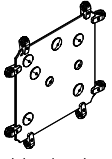
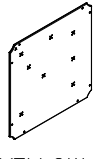
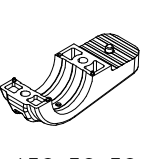
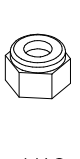
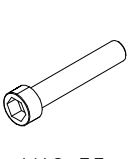
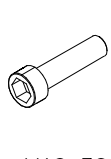
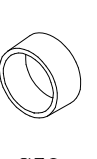
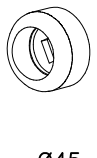
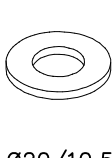
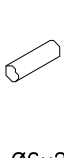



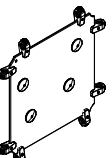
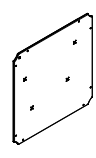
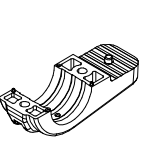
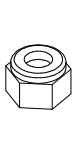
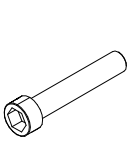
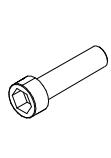
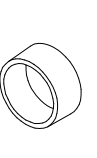
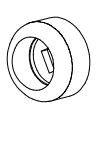
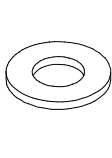
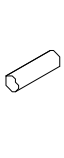

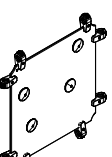
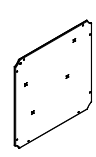
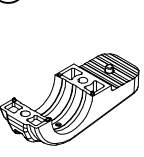
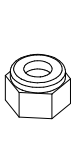
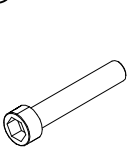
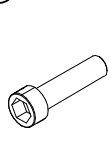

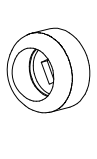
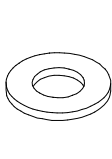
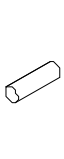

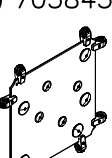

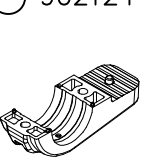
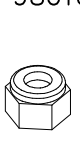
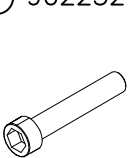
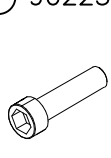

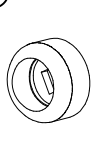
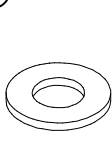
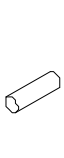


| | | |
|--|---|---|
| <p>DET 25</p>  <p>M10x25 909519</p> <p>Ø20/10.5 M10</p> | <p>DET 26</p>  <p>400</p> <p>S</p> | <p>DET 27</p>  <p>Concrete 500x500x200</p> <p>R100</p> <p>400</p> <p>S</p> |
| <p>DET 28</p>  <p>Ø10 ↓ 90 (3x)</p> <p>Ø233</p> <p>202</p> <p>58</p> | <p>DET 29</p>  <p>M10x100 902256 902277 904074 904087</p> <p>S</p> <p>Concrete</p> <p>100</p> | <p>DET 30</p>  <p>902134</p> <p>902256</p> |
| <p>DET 31</p>  <p>Ø10 ↓ 90 (4x)</p> <p>904031</p> <p>150</p> <p>240</p> <p>66</p> | <p>DET 32</p>  <p>M10x100 904010 904031</p> <p>S</p> <p>Concrete</p> <p>100</p> | <p>DET 33</p>  <p>Ø10 ↓ 90 (3x)</p> <p>904010</p> <p>202</p> <p>175</p> |
| <p>DET 34</p>  <p>703645</p> <p>909519</p> <p>Ø20/10.5</p> <p>M10x25</p> | <p>DET 35</p>  <p>600</p> <p>S</p> | <p>DET 36</p>  |

CLOXX

WALL

DATE: 11.11.2016

1(7)

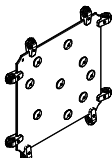
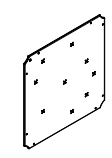
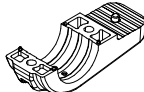

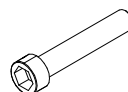
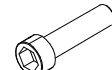


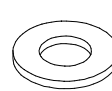



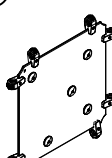
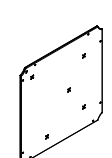
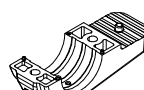

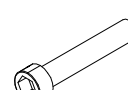



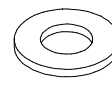


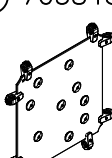
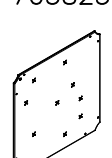
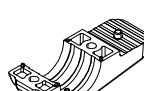

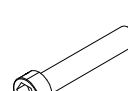



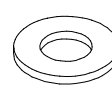



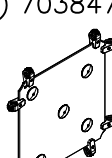
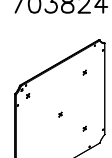
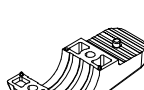

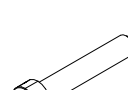



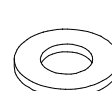


| | | | | | | |
|--|--|--|--|--|---|--|
|  Mark A |  YELLOW |  150x50x50 |  M10 |  M10x55 |  M10x30 |  Ø30 |
| |  Ø45 |  Ø20/10.5 |  Ø6x20 |  L GREEN |  XXL YELLOW |  XXL GREEN |
|  Mark B |  D. GRAY |  150x50x50 |  M10 |  M10x55 |  M10x30 |  Ø30 |
| |  Ø45 |  Ø20/10.5 |  Ø6x20 |  XXL YELLOW | | |
|  Mark C |  D. GREY |  150x50x50 |  M10 |  M10x55 |  M10x30 |  Ø30 |
| |  Ø45 |  Ø20/10.5 |  Ø6x20 |  XXL YELLOW | | |
|  Mark D |  YELLOW |  150x50x50 |  M10 |  M10x55 |  M10x30 |  Ø30 |
| |  Ø45 |  Ø20/10.5 |  Ø6x20 |  L BLUE |  XXL YELLOW | |

CLOXX

WALL

DATE: 11.11.2016

2(7)

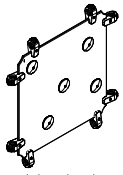

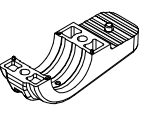

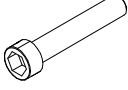
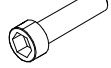


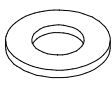


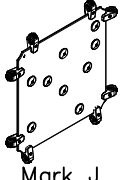
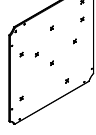
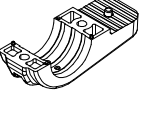

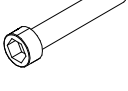
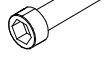


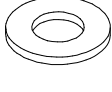



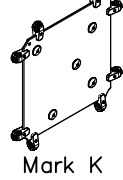







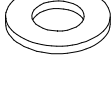


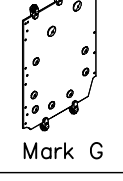

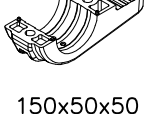










| | | | | | | | | | | | | |
|--|---|----------|---|-----------|---|-----------|--|-----------|--|----------|---|----------|
|  Mark E | PCS 703825  YELLOW | PCS 1 | PCS 902124  150x50x50 | PCS 16 | PCS 980161  M10 | PCS 25 | PCS 902232  M10x55 | PCS 17 | PCS 902233  M10x30 | PCS 8 | PCS 905115  Ø30 | PCS 9 |
| | PCS 905090  Ø45 | PCS 9 | PCS 901302  Ø20/10.5 | PCS 9 | PCS 904336  Ø6x20 | PCS 9 | PCS * 904297  L GREEN | PCS 4 | PCS * 904298  L BLUE | PCS 5 | | PCS |
|  Mark F | PCS 703822  YELLOW | PCS 1 | PCS 902124  150x50x50 | PCS 16 | PCS 980161  M10 | PCS 21 | PCS 902232  M10x55 | PCS 13 | PCS 902233  M10x30 | PCS 8 | PCS 905115  Ø30 | PCS 5 |
| | PCS 905090  Ø45 | PCS 5 | PCS 901302  Ø20/10.5 | PCS 5 | PCS 904336  Ø6x20 | PCS 5 | PCS * 904298  L BLUE | PCS 5 | | PCS | | PCS |
|  Mark G | PCS 703823  YELLOW | PCS 1 | PCS 902124  150x50x50 | PCS 16 | PCS 980161  M10 | PCS 25 | PCS 902232  M10x55 | PCS 17 | PCS 902233  M10x30 | PCS 8 | PCS 905115  Ø30 | PCS 9 |
| | PCS 905090  Ø45 | PCS 9 | PCS 901302  Ø20/10.5 | PCS 9 | PCS 904336  Ø6x20 | PCS 9 | PCS * 904297  L GREEN | PCS 4 | PCS * 904298  L BLUE | PCS 5 | | PCS |
|  Mark H | PCS 703824  D. GREY | PCS 1 | PCS 902124  150x50x50 | PCS 16 | PCS 980161  M10 | PCS 21 | PCS 902232  M10x55 | PCS 13 | PCS 902233  M10x30 | PCS 8 | PCS 905115  Ø30 | PCS 5 |
| | PCS 905090  Ø45 | PCS 5 | PCS 901302  Ø20/10.5 | PCS 5 | PCS 904336  Ø6x20 | PCS 5 | PCS * 904301  XXL RED | PCS 5 | | PCS | | PCS |

CLOXX

WALL

DATE: 11.11.2016

3(7)

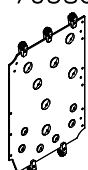

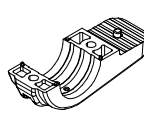

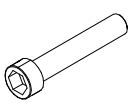
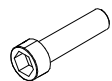


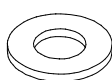







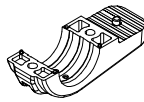

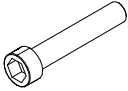
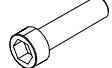







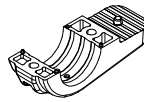

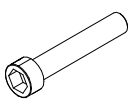
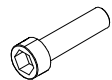







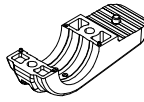

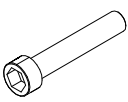
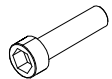




| | | | | | | | | | | | | |
|--|--|-------|--|--------|--|--------|--|--------|--|-------|--|-------|
|  Mark I | PCS 703821  D. GRAY | PCS 1 | PCS 902124  150x50x50 | PCS 16 | PCS 980161  M10 | PCS 21 | PCS 902232  M10x55 | PCS 13 | PCS 902233  M10x30 | PCS 8 | PCS 905115  Ø30 | PCS 5 |
| | PCS 905090  Ø45 | PCS 5 | PCS 901302  Ø20/10.5 | PCS 5 | PCS 904336  Ø6x20 | PCS 5 | PCS * 904301  XXL RED | PCS 5 | | PCS | | PCS |
|  Mark J | PCS 703826  YELLOW | PCS 1 | PCS 902124  150x50x50 | PCS 16 | PCS 980161  M10 | PCS 25 | PCS 902232  M10x55 | PCS 17 | PCS 902233  M10x30 | PCS 8 | PCS 905115  Ø30 | PCS 9 |
| | PCS 905090  Ø45 | PCS 9 | PCS 901302  Ø20/10.5 | PCS 9 | PCS 904336  Ø6x20 | PCS 9 | PCS * 904298  L BLUE | PCS 3 | PCS * 904300  L RED | PCS 6 | | PCS |
|  Mark K | PCS 703827  YELLOW | PCS 1 | PCS 902124  150x50x50 | PCS 16 | PCS 980161  M10 | PCS 21 | PCS 902232  M10x55 | PCS 13 | PCS 902233  M10x30 | PCS 8 | PCS 905115  Ø30 | PCS 5 |
| | PCS 905090  Ø45 | PCS 5 | PCS 901302  Ø20/10.5 | PCS 5 | PCS 904336  Ø6x20 | PCS 5 | PCS * 904298  L BLUE | PCS 5 | | PCS | | PCS |
|  Mark G | PCS 703867  D. GRAY | PCS 1 | PCS 902124  150x50x50 | PCS 10 | PCS 980161  M10 | PCS 19 | PCS 902232  M10x55 | PCS 14 | PCS 902233  M10x30 | PCS 5 | PCS 905115  Ø30 | PCS 9 |
| | PCS 905090  Ø45 | PCS 9 | PCS 901302  Ø20/10.5 | PCS 9 | PCS 904336  Ø6x20 | PCS 9 | PCS * 904298  L BLUE | PCS 4 | PCS * 904300  L RED | PCS 3 | PCS * 904301  XXL RED | PCS 2 |

CLOXX

WALL

DATE: 11.11.2016

4(7)






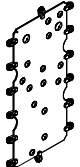

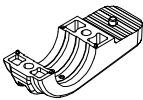

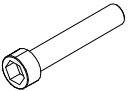
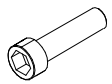


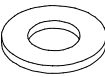




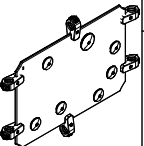
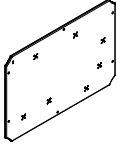
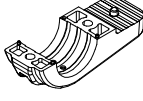

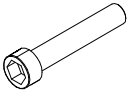
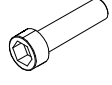








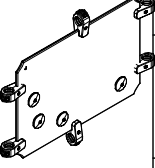
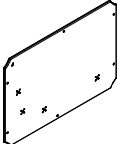
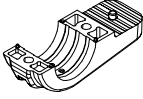

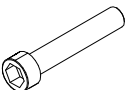
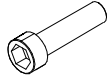






| | | | | | | | | | | | | |
|---|---|--------|--|--------|--|--------|---|--------|---|--------|---|--------|
| ○ 703869  Mark F | PCS 703866  YELLOW | PCS 1 | ○ 902124  150x50x50 | PCS 10 | ○ 980161  M10 | PCS 23 | ○ 902232  M10x55 | PCS 18 | ○ 902233  M10x30 | PCS 5 | ○ 905115  Ø30 | PCS 13 |
| ○ 905090  Ø45 | PCS 13 ○ 901302  Ø20/10.5 | PCS 13 | ○ 904336  Ø6x20 | PCS 13 | * 904298  L Blue | PCS 4 | * 904300  L RED | PCS 2 | * 904301  XXL RED | PCS 3 | * 904302  XXL YELLOW | PCS 4 |
| ○ 703881  Mark K | PCS 703880  D. GRAY | PCS 1 | ○ 902124  150x50x50 | PCS 4 | ○ 980161  M10 | PCS 5 | ○ 902232  M10x55 | PCS 3 | ○ 902233  M10x30 | PCS 2 | ○ 905115  Ø30 | PCS 1 |
| | PCS 905090  Ø45 | PCS 1 | ○ 901302  Ø20/10.5 | PCS 1 | ○ 904336  Ø6x20 | PCS 1 | * 904301  XXL RED | PCS 1 | | PCS | | PCS |
| ○ 703882  Mark L | PCS 703879  YELLOW | PCS 1 | ○ 902124  150x50x50 | PCS 4 | ○ 980161  M10 | PCS 5 | ○ 902232  M10x55 | PCS 3 | ○ 902233  M10x30 | PCS 2 | ○ 905115  Ø30 | PCS 1 |
| | PCS 905090  Ø45 | PCS 1 | ○ 901302  Ø20/10.5 | PCS 1 | ○ 904336  Ø6x20 | PCS 1 | * 904301  XXL RED | PCS 1 | | PCS | | PCS |
| ○ 703883  Mark B | PCS 703886  D. GRAY | PCS 1 | ○ 902124  150x50x50 | PCS 28 | ○ 980161  M10 | PCS 53 | ○ 902232  M10x55 | PCS 39 | ○ 902233  M10x30 | PCS 14 | ○ 905115  Ø30 | PCS 25 |
| | PCS 905090  Ø45 | PCS 25 | ○ 901302  Ø20/10.5 | PCS 25 | ○ 904336  Ø6x20 | PCS 25 | | PCS | | PCS | | PCS |

CLOXX

WALL

DATE: 11.11.2016

5(7)

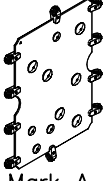

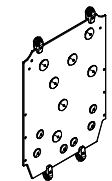

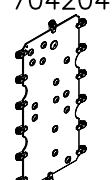
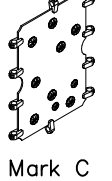
| | | | | | | | | | | |
|--|---|--|---|---|--|---|--|--|--|--|
| | PCS 904297  L GREEN | PCS * 904299  L YELLOW | PCS * 904300  L RED | PCS * 904301  XXL RED | PCS * 904302  XXL YELLOW | | | | | |
| 703884  Mark H | PCS 703885  YELLOW | PCS 902124  150x50x50 | PCS 980161  M10 | PCS 902232  M10x55 | PCS 902233  M10x30 | PCS 905115  Ø30 | | | | |
| | PCS 905090  Ø45 | PCS 901302  Ø20/10.5 | PCS 904336  Ø6x20 | PCS * 904298  L Blue | PCS * 904300  L RED | PCS * 904301  XXL RED | | | | |
| 703887  Mark I | PCS 703889  D. GRAY | PCS 902124  150x50x50 | PCS 980161  M10 | PCS 902232  M10x55 | PCS 902233  M10x30 | PCS 905115  Ø30 | | | | |
| | PCS 905090  Ø45 | PCS 901302  Ø20/10.5 | PCS 904336  Ø6x20 | | | | | | | |
| | PCS 904298  L BLUE | PCS * 904299  L YELLOW | PCS * 904300  L RED | PCS * 904302  XXL YELLOW | | | | | | |
| 703888  Mark J | PCS 703890  YELLOW | PCS 902124  150x50x50 | PCS 980161  M10 | PCS 902232  M10x55 | PCS 902233  M10x30 | PCS 905115  Ø30 | | | | |
| | PCS 905090  Ø45 | PCS 901302  Ø20/10.5 | PCS 904336  Ø6x20 | PCS * 904298  L BLUE | PCS * 904300  L RED | | | | | |

CLOXX

WALL

DATE: 11.11.2016

6(7)

| | | | | | | |
|--|---------------------------------|----------------------------------|----------------------------------|---------------------------------|---------------------------------|------------------------------------|
|  Mark A | PCS 703892 1 YELLOW | PCS 902124 20 150x50x50 | PCS 980161 30 M10 | PCS 902232 20 M10x55 | PCS 902233 10 M10x30 | PCS 905115 10 Ø30 |
|  Ø45 | PCS 901302 10 Ø20/10.5 | PCS 904336 10 Ø6x20 | PCS * 904299 2 L YELLOW | PCS * 904300 2 L RED | PCS * 904301 2 XXL RED | PCS * 904302 4 XXL YELLOW |
|  Mark M | PCS 703895 1 YELLOW | PCS 902124 8 150x50x50 | PCS 980161 21 M10 | PCS 902232 17 M10x55 | PCS 902233 4 M10x30 | PCS 905115 13 Ø30 |
|  Ø45 | PCS 901302 13 Ø20/10.5 | PCS 904336 13 Ø6x20 | PCS * 904298 4 L Blue | PCS * 904300 2 L RED | PCS * 904301 3 XXL RED | PCS * 904302 4 XXL YELLOW |
|  Mark E | PCS 704200 1 D. GRAY | PCS 902124 28 150x50x50 | PCS 980161 43 M10 | PCS 902232 29 M10x55 | PCS 902233 14 M10x30 | PCS 905115 15 Ø30 |
| | PCS 905090 15 Ø45 | PCS 901302 15 Ø20/10.5 | PCS 904336 15 Ø6x20 | PCS * 904298 11 L Blue | PCS * 904300 3 L RED | PCS * 904301 1 XXL RED |
|  Mark C | PCS 704195 1 D. GRAY | PCS 902124 20 150x50x50 | PCS 980161 30 M10 | PCS 902232 20 M10x55 | PCS 902233 10 M10x30 | PCS 905115 10 Ø30 |
| | PCS 905090 10 Ø45 | PCS 901302 10 Ø20/10.5 | PCS 904336 10 Ø6x20 | PCS * 904300 2 L RED | PCS * 904301 2 XXL RED | PCS * 904302 6 XXL YELLOW |

WINAM GROUP

GRIP INSTALLATION

CLOXX

DATE: 3.11.2016



HUOM!

Otepalan asennus, säätö tai paikan vaihto.
Säätömahdollisuus (90°,180°,270°).

Jos asennetun otepalan suuntaa- tai paikkaa halutaan muuttaa. Irrota otepalan kiinnityspultti ja otepala, käännä tai vaihda. Siirrä tarvittaessa tappi oikeaan upotusreikään. Asenna avatut osat paikoilleen ja lopuksi kiinnitä muovitulppa Ø30 paikoilleen kaikkiin otekokoonpanoihin.

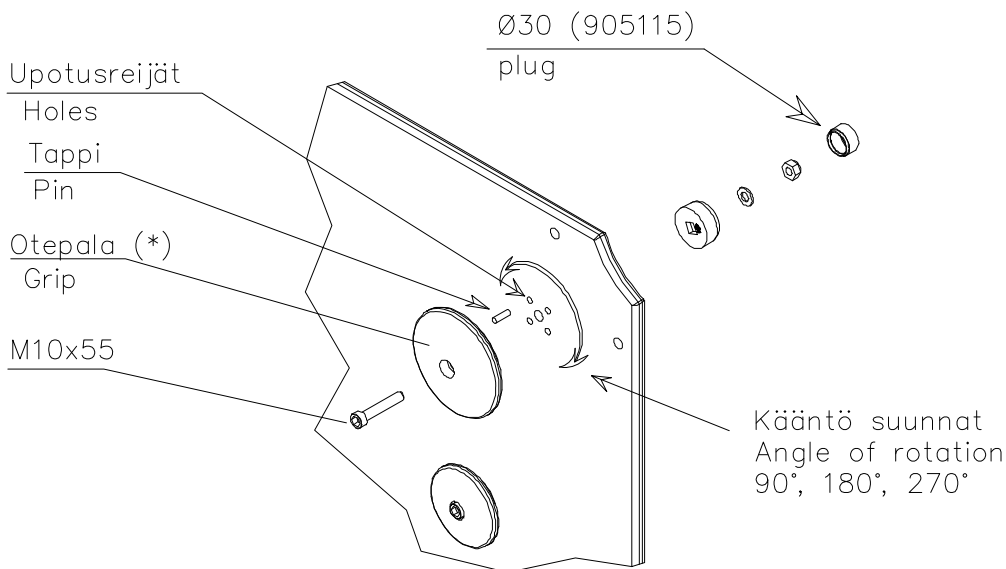
NOTE:

Grip positions and angles are adjustable (90°,180°270°).

Grip can be repositioned by removing the fastening bolt and pulling the grip off.

Securing pin can be repositioned when angle is changed.

After the parts are reassembled. Finish the assembly by fastening the cover plugs (Ø30).

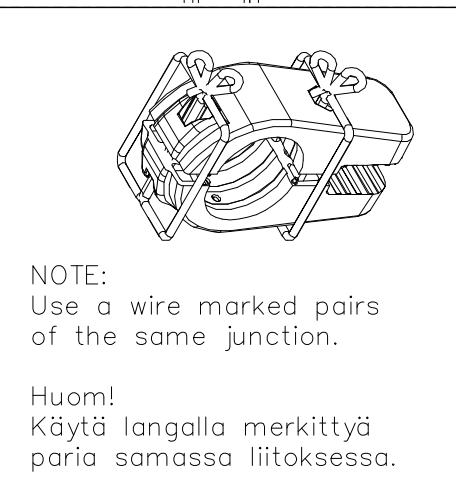
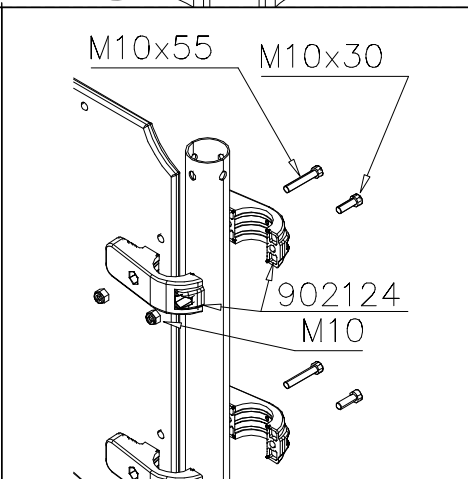
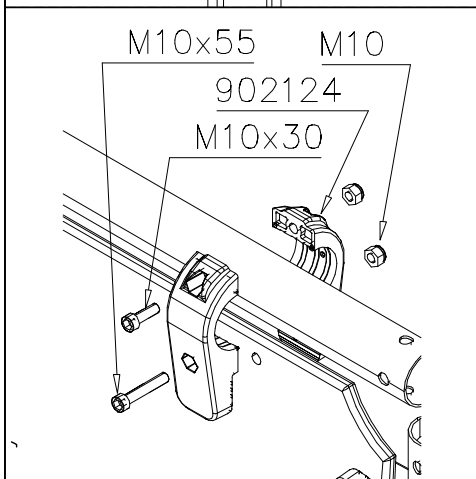
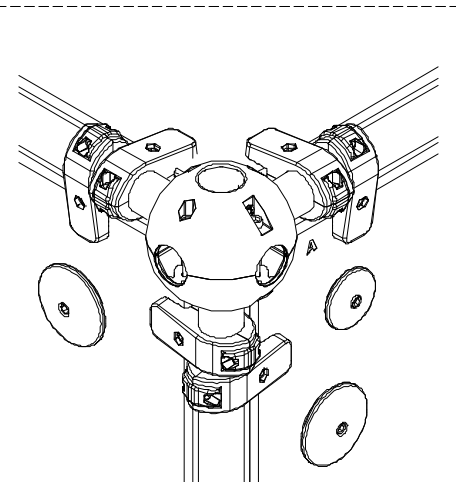
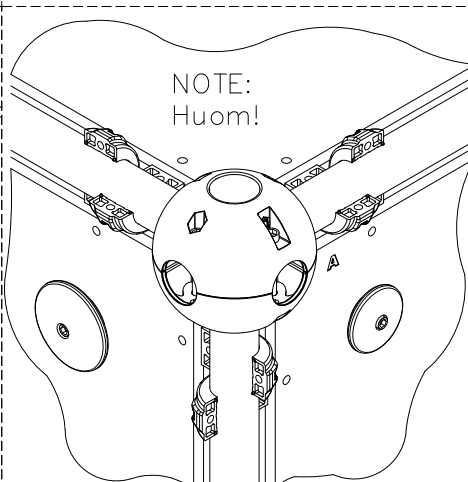
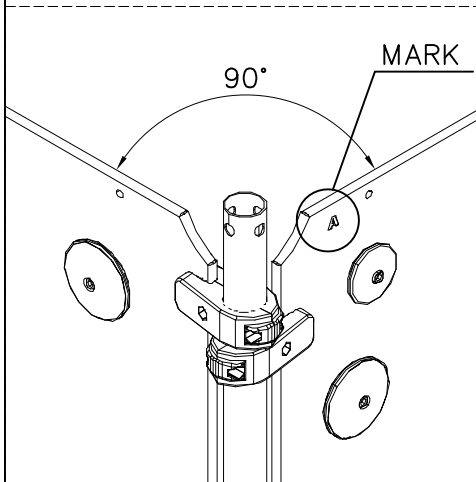
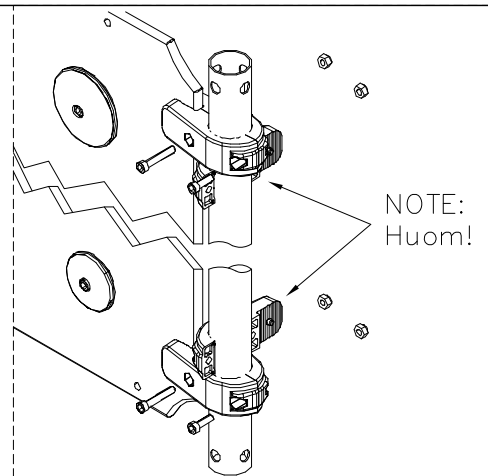


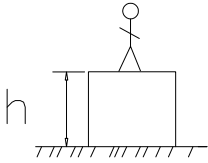




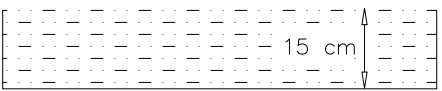
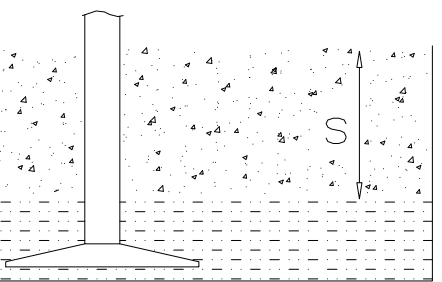
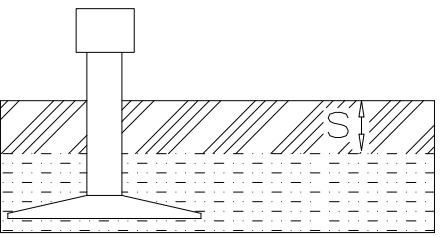
NOTE:

When two or more plates are assembled directly next to each other, the connectors of ALL the adjacent plates need to be placed between the first plate and the tube while fixing the first wall plate. The connectors cannot be fitted through the gap between tube and completely fixed wall plate.

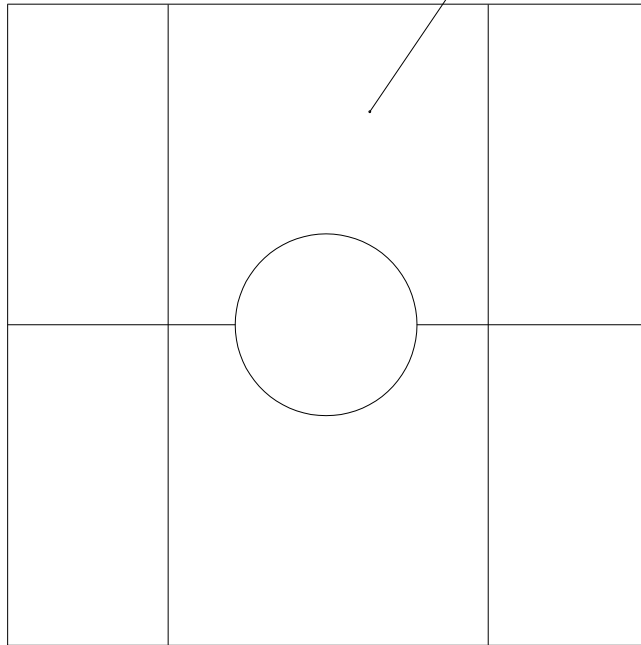
Huom:

Kun yksi tai useampi levy asennetaan vierekkäin, tulee kaikkien vierekkäisten levyjen kiinnikkeet asettaa valmiiksi putken ja ensimmäisen levyn väliin. Kiinnityskappaleita ei voi pujottaa putken ja kiinnitetyn levyn välistä jälkeensä.

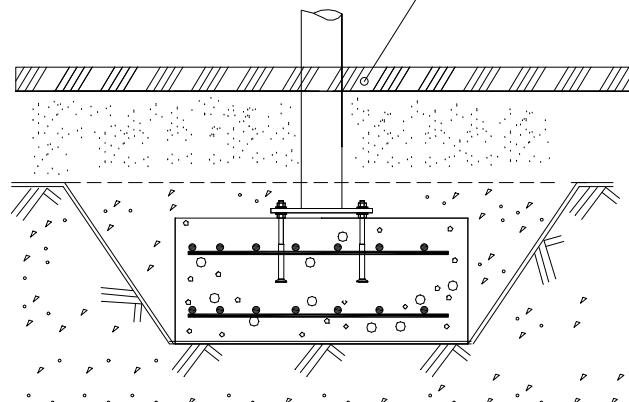


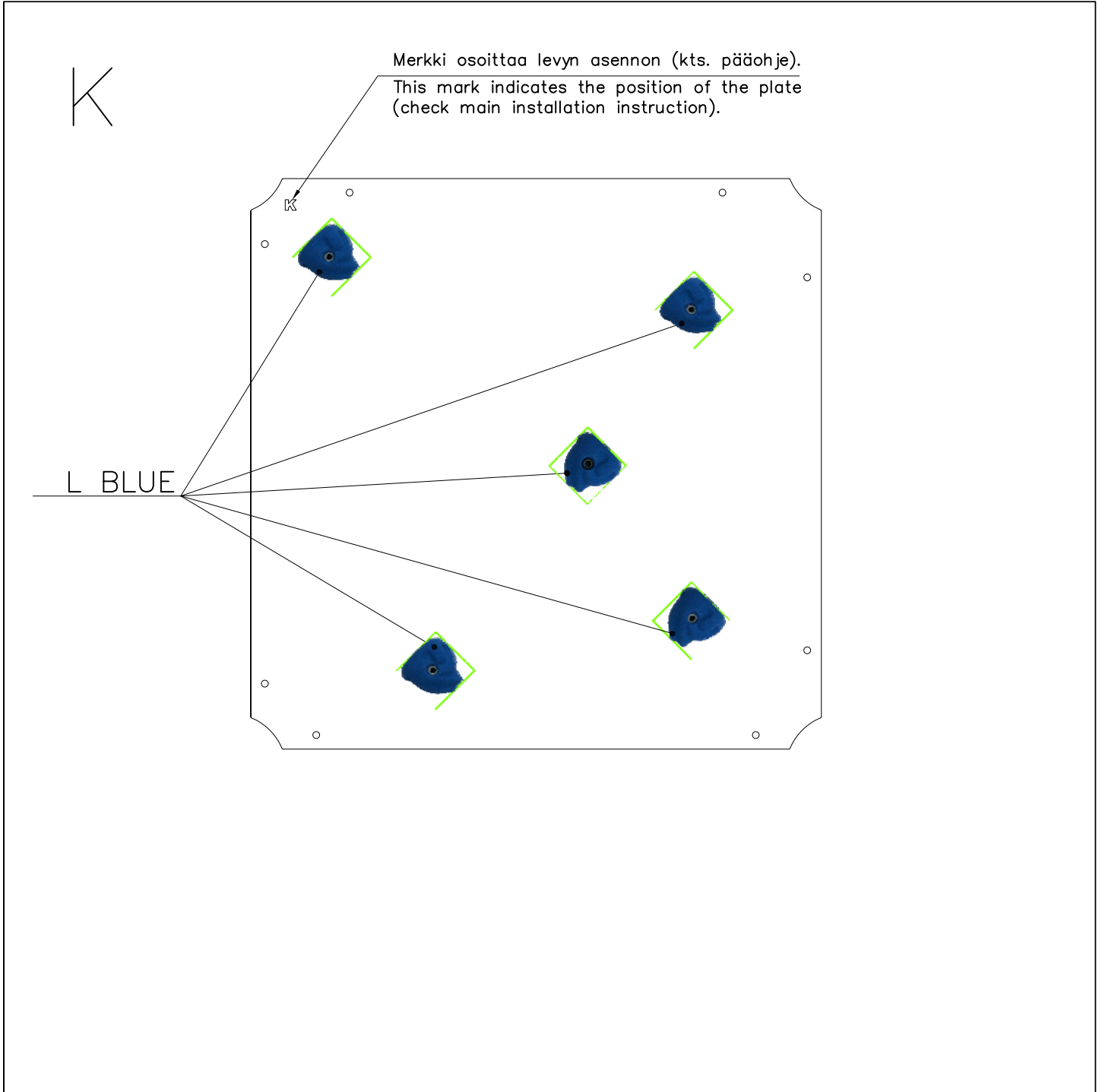
| | | | | | | | | | | | | |
|---|--|---|-----------------|-----------------|----------------|---------|----------------|---------|----------------|-------|----------------|---|
|  | | | | | | | | | | | | |
| <p>$h < 600$</p> <p>Without movement and therefore without Impact Area</p> | <p>Totally hard surfaces.</p> <p>Note. Lappset does <u>not recommend</u> totally hard surfaces at all.</p> | <p>E.g. concrete or asphalt</p>  | | | | | | | | | | |
| <p>$h < 600$</p> <p>With movement e.g. rocking</p> | <p>Materials with very limited impact attenuating properties.</p> | <p>E.g. wood</p>  | | | | | | | | | | |
| <p>$h < 1000$</p> | <p>Materials with significant impact attenuating properties.</p> | <p>fine gravel 0–8 mm</p>  <p>grass</p>  <p>unsorted sand</p>  | | | | | | | | | | |
| <p>$h < 3000$</p> | <p>Loose fill material</p> <p>E.g. sand/gravel 0,25...8 mm D60/D10<3,0 Woodchips 5...30 mm bark 20...80 mm</p> |  <table data-bbox="1021 1691 1332 1792"> <tr> <td>\underline{S}</td> <td>\underline{h}</td> </tr> <tr> <td>30 cm</td> <td>< 2,0 m</td> </tr> <tr> <td>40 cm</td> <td>< 3,0 m</td> </tr> </table> | \underline{S} | \underline{h} | 30 cm | < 2,0 m | 40 cm | < 3,0 m | | | | |
| \underline{S} | \underline{h} | | | | | | | | | | | |
| 30 cm | < 2,0 m | | | | | | | | | | | |
| 40 cm | < 3,0 m | | | | | | | | | | | |
| | <p>Syntethic granulates</p> <table data-bbox="406 1892 758 2060"> <tr> <td>\underline{S}</td> <td>\underline{h}</td> </tr> <tr> <td>40 mm</td> <td>~> 1,2...1,3 m</td> </tr> <tr> <td>50 mm</td> <td>~> 1,5...1,7 m</td> </tr> <tr> <td>60 mm</td> <td>~> 1,8...2,0 m</td> </tr> <tr> <td>70 mm</td> <td>~> 2,1...2,5 m</td> </tr> </table> <p>Note. For accurate values, see manufacturer's instructions.</p> | \underline{S} | \underline{h} | 40 mm | ~> 1,2...1,3 m | 50 mm | ~> 1,5...1,7 m | 60 mm | ~> 1,8...2,0 m | 70 mm | ~> 2,1...2,5 m |  |
| \underline{S} | \underline{h} | | | | | | | | | | | |
| 40 mm | ~> 1,2...1,3 m | | | | | | | | | | | |
| 50 mm | ~> 1,5...1,7 m | | | | | | | | | | | |
| 60 mm | ~> 1,8...2,0 m | | | | | | | | | | | |
| 70 mm | ~> 2,1...2,5 m | | | | | | | | | | | |

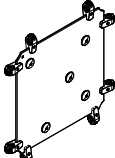
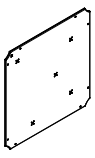
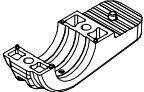

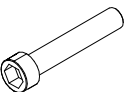
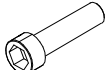





REMOVE SAFETY SURFACE/SAND/GRAVEL
TO CHECK FOUNDATION



REMOVE SAFETY SURFACE/SAND/GRAVEL
TO CHECK FOUNDATION



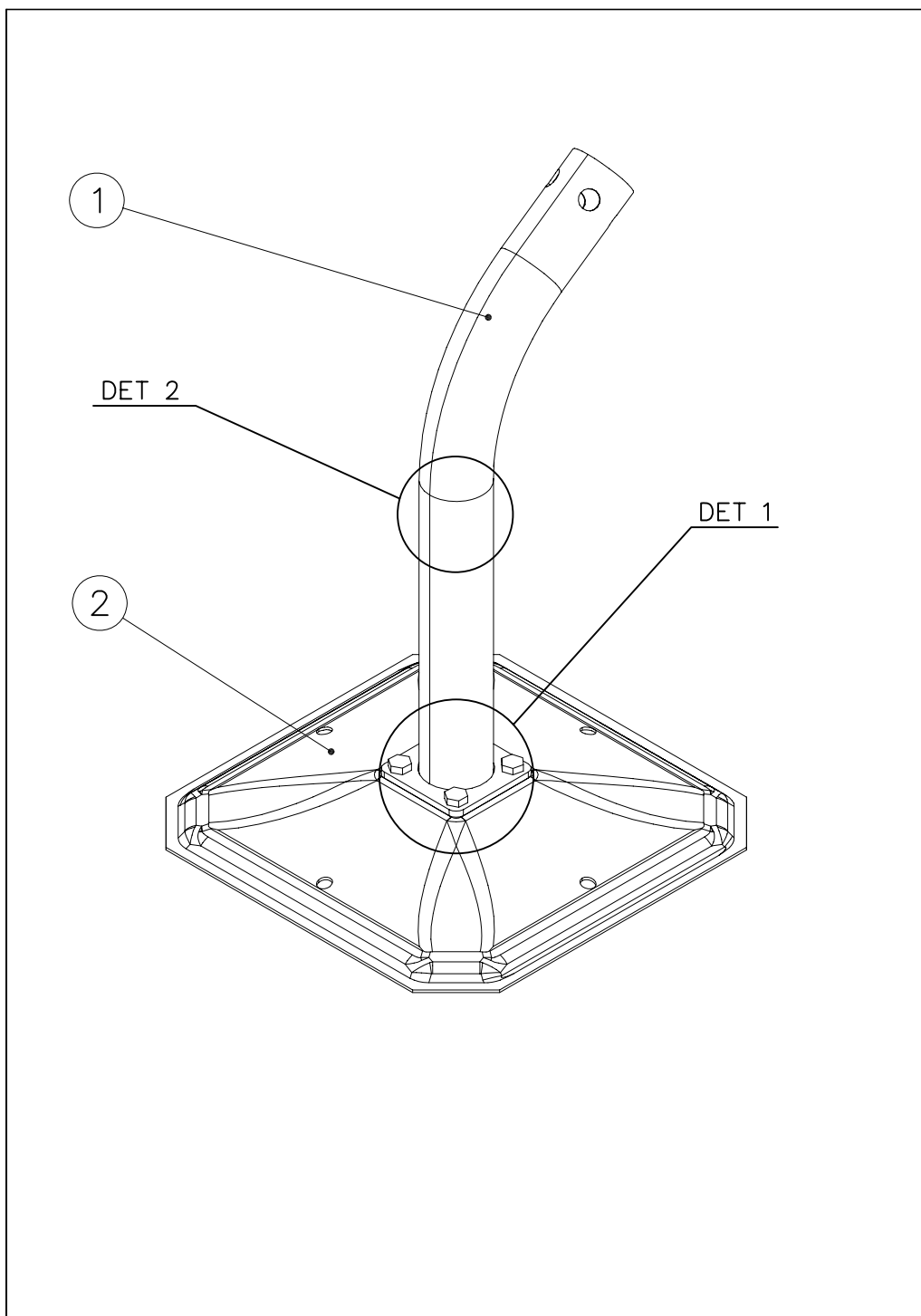


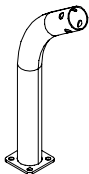
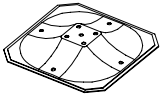



| | | | | | | |
|---|---|---|--|--|---|---|
| ○ 703850 | PCS 703827 | PCS 902124 | PCS 980161 | PCS 902232 | PCS 902233 | PCS 905115 |
|  |  |  |  |  |  |  |
| Mark K | YELLOW | 150x50x50 | M10 | M10x55 | M10x30 | Ø30 |
| PCS 905090 | PCS 901302 | PCS 904336 | PCS * 904298 | PCS | PCS | PCS |
|  |  |  |  | | | |
| Ø45 | Ø20/10.5 | Ø6x20 | L BLUE | | | |



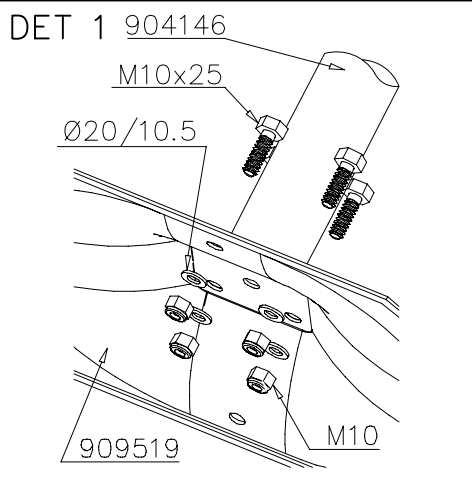
WINAM GROUP PARKOUR

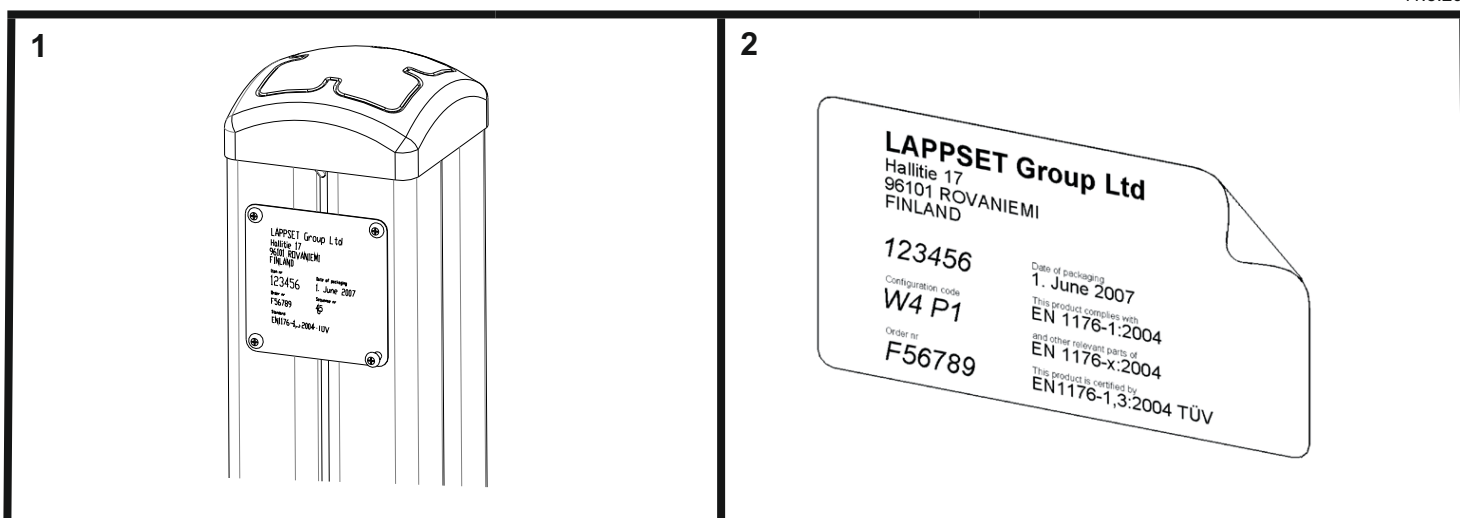
703638

DATE: 18.8.2011



| | | | |
|---|-----|---|-----|
| ① 904146 | PCS | ② 909519 | PCS |
|  | 1 |  | 1 |
| ③ 909637 | PCS | ④ 909638 | PCS |
|  | 4 |  | 4 |
| M10 | | Ø20/10.5 | |
| ⑤ 909639 | PCS | | PCS |
|  | 4 | | |
| M10x25 | | | |
| | PCS | | PCS |
| | | | |
| | PCS | | PCS |
| | | | |
| | PCS | | PCS |
| | | | |





Tuotekyltti tulee tuotteen mukana yhdellä seuraavista tavoista:

1) Metallinen tuotekyltti ja kiinnitysruuvit

- Kiinnitä tuotekyltti ruuveilla tolppaan noin 2 metrin korkeuteen kuvan 2 mukaisesti.

2) Tuotekylttitarra

- Puhdista maalattu metalli- tai vaneripinta pölystä ja kosteudesta. Liimaa tarra kuvan 3 mukaisesti.
- Huom. Älä kiinnitä tarraa karheapintaiseen laminaattiin tai maalattuun puuhun.

Vår produktmärkning levereras på ett av följande sätt:

1) Produktskylt i metall

- Fäst skylten med de medföljande skruvarna

2) Självhäftande produktetikett

- Rengör den pulverlackerad metallytan eller laminatytans åttanblirfrifrån smuts och fukt. Fäst etiketten enligt fig. 3.
- Obs! Fäst ej etiketten på detaljer med skrovlig yta eller på målat trä.

Product label is delivered by one of following ways:

1) Metal product label and screws

- Fasten the label with screws.

2) Label sticker

- Clean the painted metal or plywood surface from dirt and moisture. Fasten the sticker as shown in the figure 3.
- Note. Do not attach the sticker to rough surfaced laminate or painted wood.

La plaque d'informations produit est livrée sous l'une de ces 3 formes :

1) Plaque métallique et vis

- Fixez la plaque à l'aide des vis.

2) Etiquette autocollante

- Avant de coller l'étiquette, nettoyez le composant métallique peint ou la plaque de contreplaqué, de toute saleté. La surface doit être sèche (voir image 3).
- Attention, ne pas coller l'étiquette sur une surface lamellé-collée irrégulière ou sur du bois peint.

Die Auslieferung des Produktaufklebers erfolgt auf eine dieser Arten:

1) Produkt-Schild aus Metall incl. Schrauben

- Die Befestigung des Schildes erfolgt mittels der Schrauben.

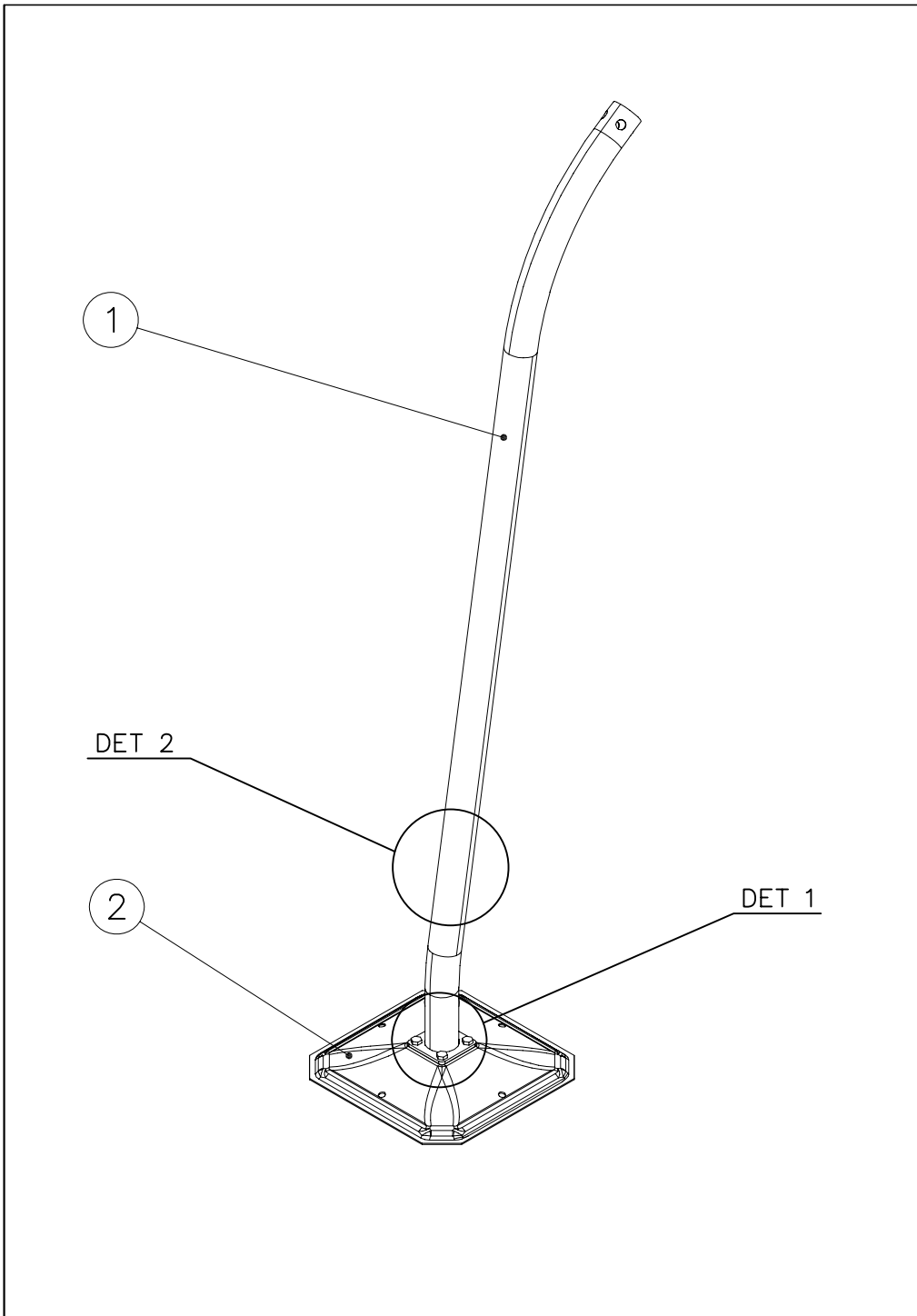
2) Aufkleber

- Entfernen Sie zunächst Schmutz und Feuchtigkeit vom lackierten Metall bzw. von der Holzoberfläche und bringen Sie den Aufkleber wie im Bild oben rechts beschrieben auf den gesäuberten Untergrund auf.
- Beachten Sie: Bringen Sie den Aufkleber nicht auf raues laminiertes oder lackiertes Holz an.

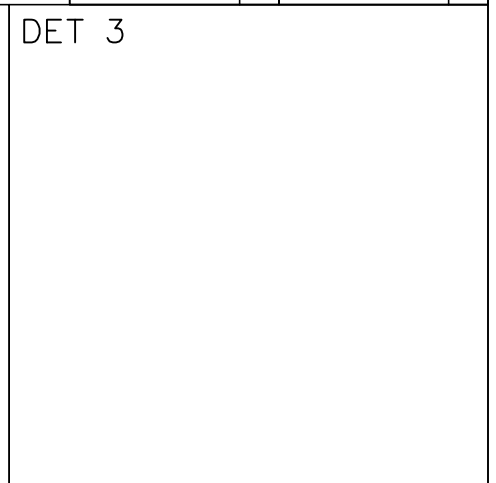

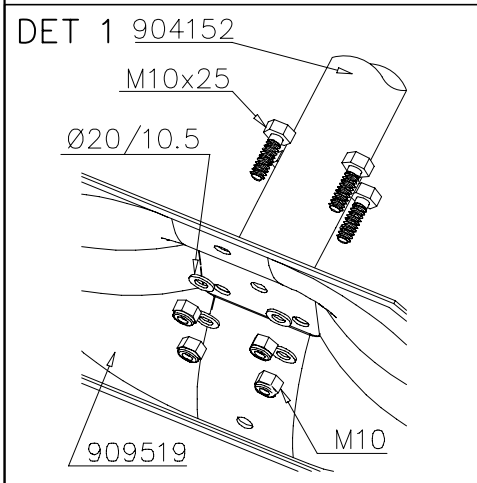
WINAM GROUP PARKOUR

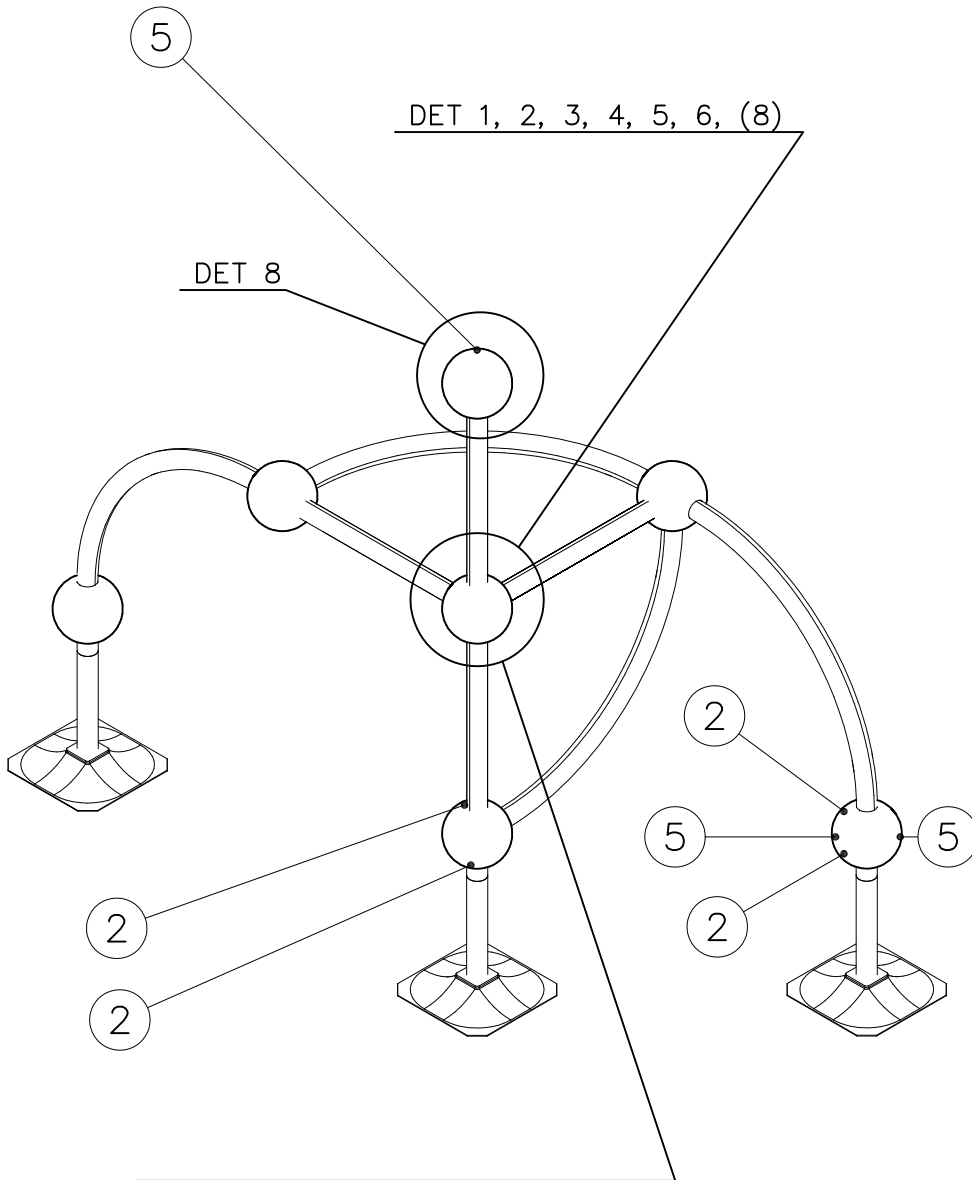
703640

DATE: 18.8.2011

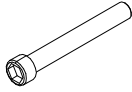

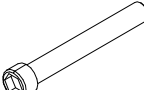



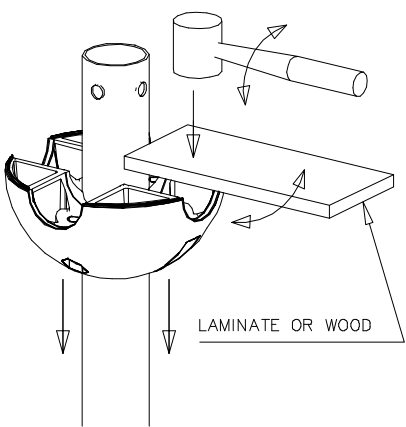
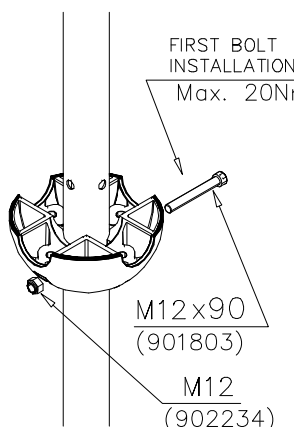
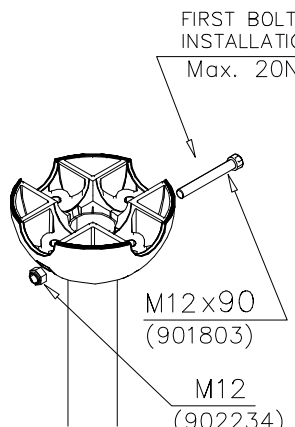
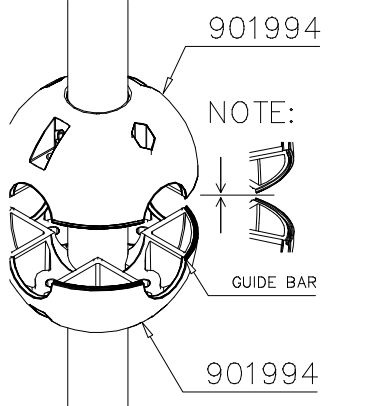
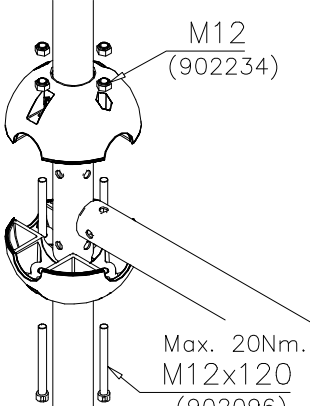
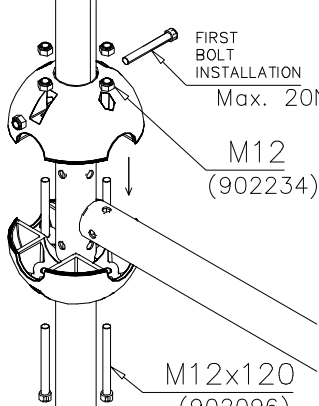
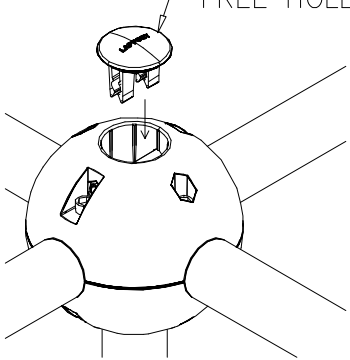
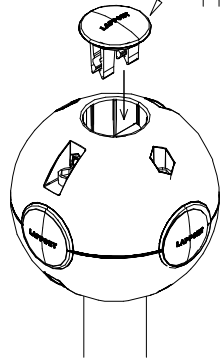
| | | | | | |
|---|--------|-----|---|----------|-----|
| ① | 904152 | PCS | ② | 909519 | PCS |
| | | 1 | | | 1 |
| ③ | 909637 | PCS | ④ | 909638 | PCS |
| | | 4 | | | 4 |
| | M10 | | | Ø20/10.5 | |
| ⑤ | 909639 | PCS | | | PCS |
| | | 4 | | | |
| | M10x25 | | | | |
| | | PCS | | | PCS |
| | | | | | |
| | | PCS | | | PCS |
| | | | | | |
| | | PCS | | | PCS |
| | | | | | |



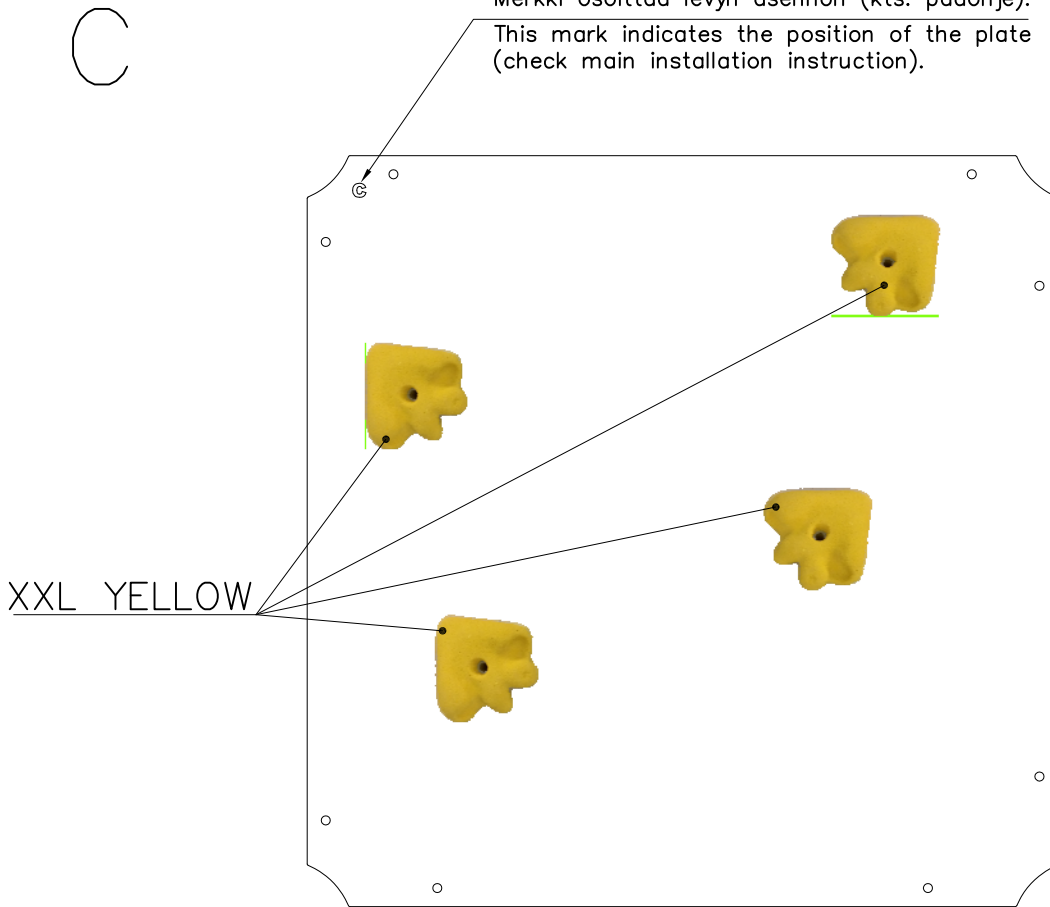


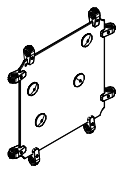
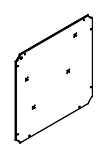
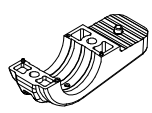

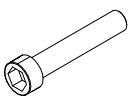
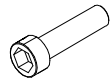
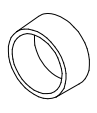
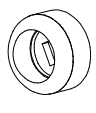
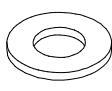


DO NOT TIGHTEN THE
JOINTS UNTIL THE
STRUCTURE IS COMPLETE.

| | | | |
|---|-----|---|-----|
| ① 901803 | PCS | ② 901994 | PCS |
|  | 2 |  | 2 |
| M12x90 | | Ø190 | |
| ③ 902096 | PCS | ④ 902234 | PCS |
|  | 4 |  | 6 |
| M12x120 | | M12 | |
| | PCS | | PCS |
| | | | |
| | PCS | | PCS |
| | | | |
| | PCS | | PCS |
| | | | |
| | PCS | | PCS |
| | | | |
| | PCS | | PCS |
| | | | |
| | PCS | | PCS |
| | | | |

| | | |
|---|---|---|
| <p>DET 1</p>  <p>LAMINATE OR WOOD</p> | <p>DET 2</p>  <p>FIRST BOLT INSTALLATION Max. 20Nm.</p> <p>M12x90 (901803)</p> <p>M12 (902234)</p> | <p>DET 3</p>  <p>FIRST BOLT INSTALLATION Max. 20Nm.</p> <p>M12x90 (901803)</p> <p>M12 (902234)</p> |
| <p>DET 4</p>  <p>901994</p> <p>NOTE:</p> <p>GUIDE BAR</p> <p>901994</p> | <p>DET 5</p>  <p>M12 (902234)</p> <p>Max. 20Nm. M12x120 (902096)</p> | <p>DET 6</p>  <p>FIRST BOLT INSTALLATION Max. 20Nm.</p> <p>M12 (902234)</p> <p>M12x120 (902096)</p> |
| <p>REMEMBER FINAL TIGHTENING</p> | <p>DET 7</p>  <p>902157 or 904747</p> <p>FREE HOLE</p> | <p>DET 8</p>  <p>902157 or 904747</p> <p>FREE HOLE</p> |
| | | |

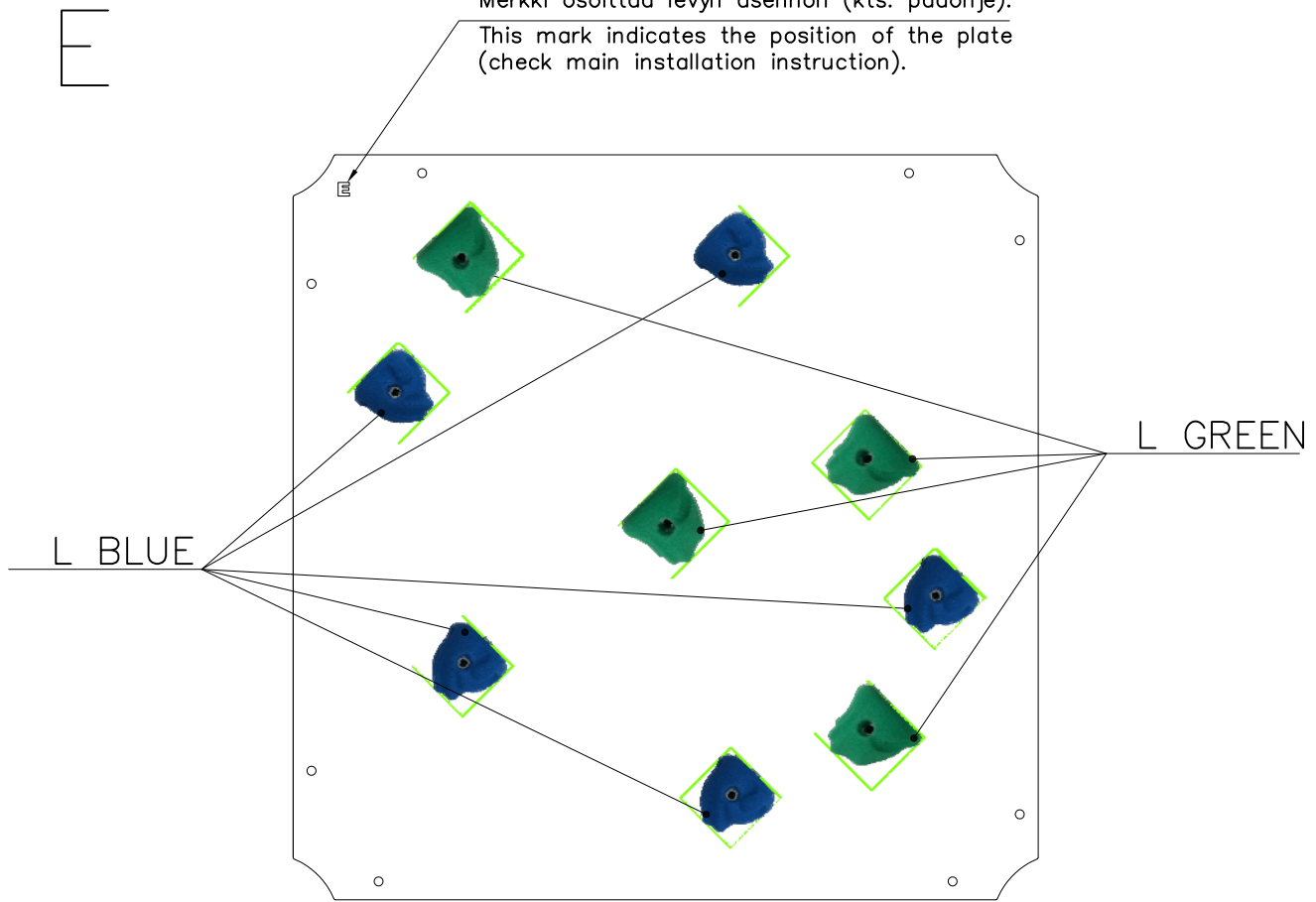
Merkki osoittaa levyn asennon (kts. pääohje).
This mark indicates the position of the plate (check main installation instruction).

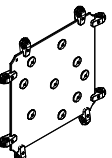
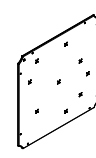
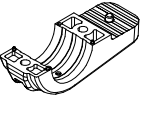

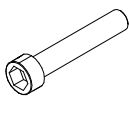
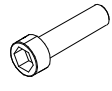








| | | | | | | |
|--|---|--|--|--|---|--|
|  Mark C |  D. GREY |  150x50x50 |  M10 |  M10x55 |  M10x30 |  Ø30 |
|  Ø45 |  Ø20/10.5 |  Ø6x20 |  XXL YELLOW | | | |

Merkki osoittaa levyn asennon (kts. pääohje).

This mark indicates the position of the plate (check main installation instruction).



| | | | | | | |
|---|---|--|---|---|---|--|
|  Mark E |  YELLOW |  150x50x50 |  M10 |  M10x55 |  M10x30 |  Ø30 |
|  Ø45 |  Ø20/10.5 |  Ø6x20 |  L GREEN |  L BLUE | | |

WINAM GROUP GRIP INSTALLATION

CLOXX

DATE: 3.11.2016



HUOM!

Otepalan asennus, säätö tai paikan vaihto.

Säätömahdollisuus (90°,180°,270°).

Jos asennetun otepalan suuntaa- tai paikkaa halutaan muuttaa.

Irrota otepalan kiinnityspultti ja otepala, käännä tai vaihda.

Siirrä tarvittaessa tappi oikeaan upotusreikään. Asenna avatut osat paikoilleen ja lopuksi kiinnitä muovitulppa Ø30 paikoilleen kaikkiin otekokoonpanoihin.

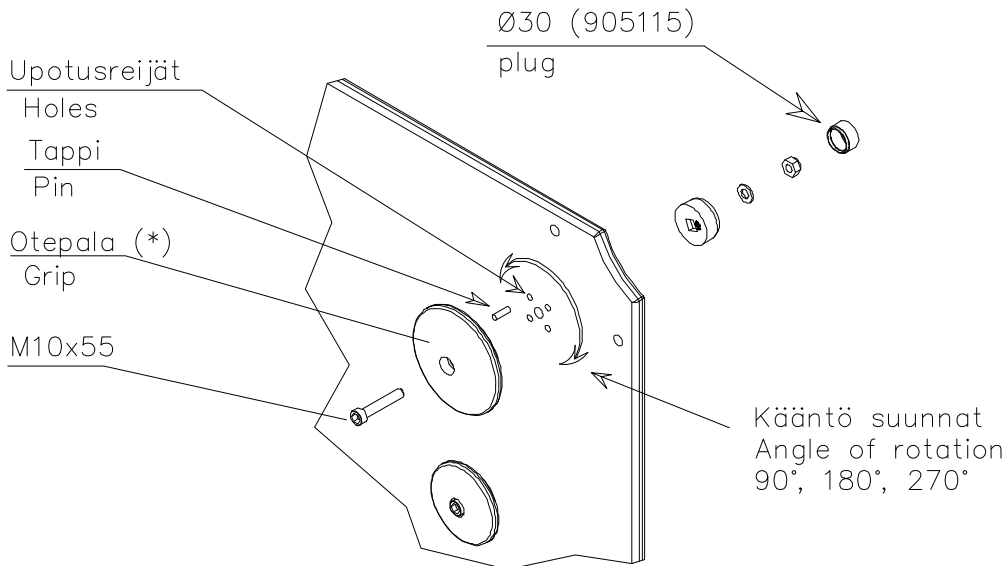
NOTE:

Grip positions and angles are adjustable (90°,180°270°).

Grip can be repositioned by removing the fastening bolt and pulling the grip off.

Securing pin can be repositioned when angle is changed.

After the parts are reassembled. Finish the assembly by fastening the cover plugs (Ø30).

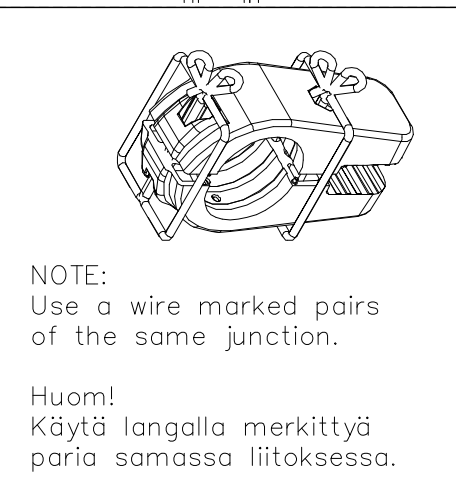
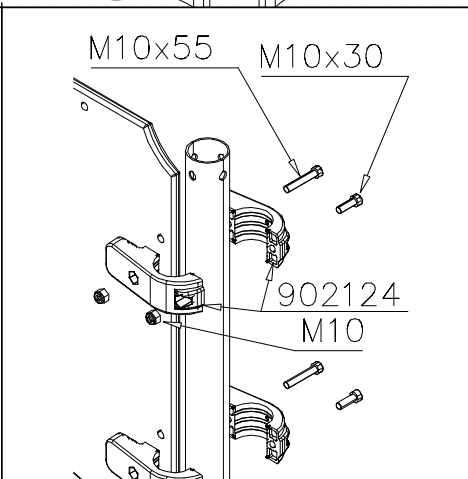
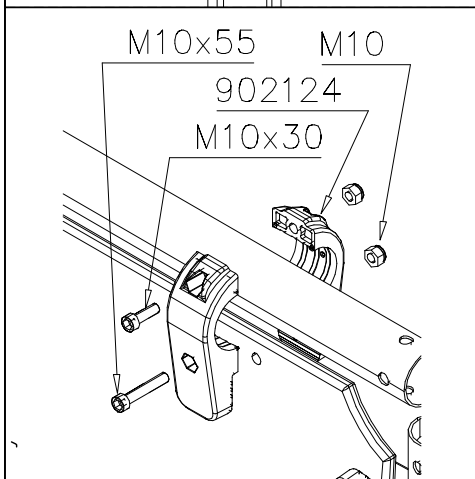
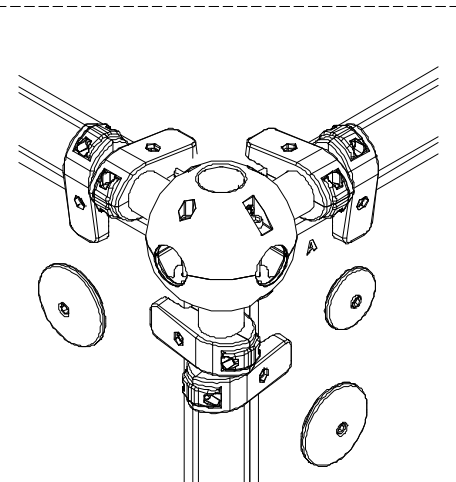
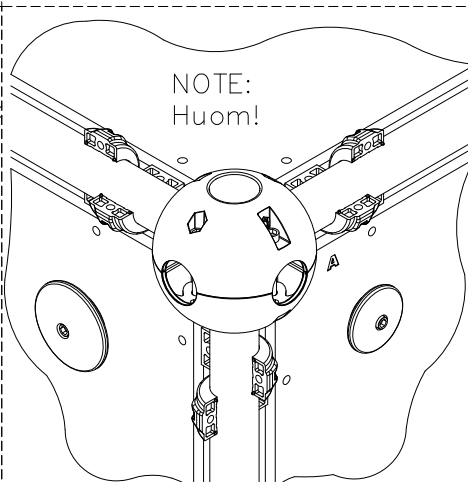
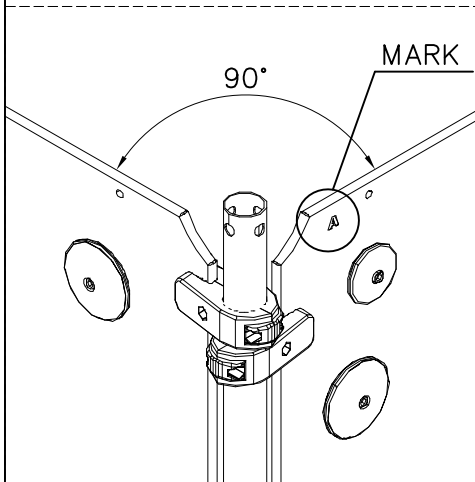
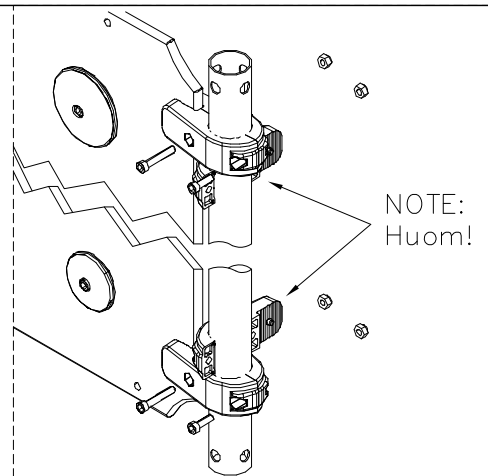


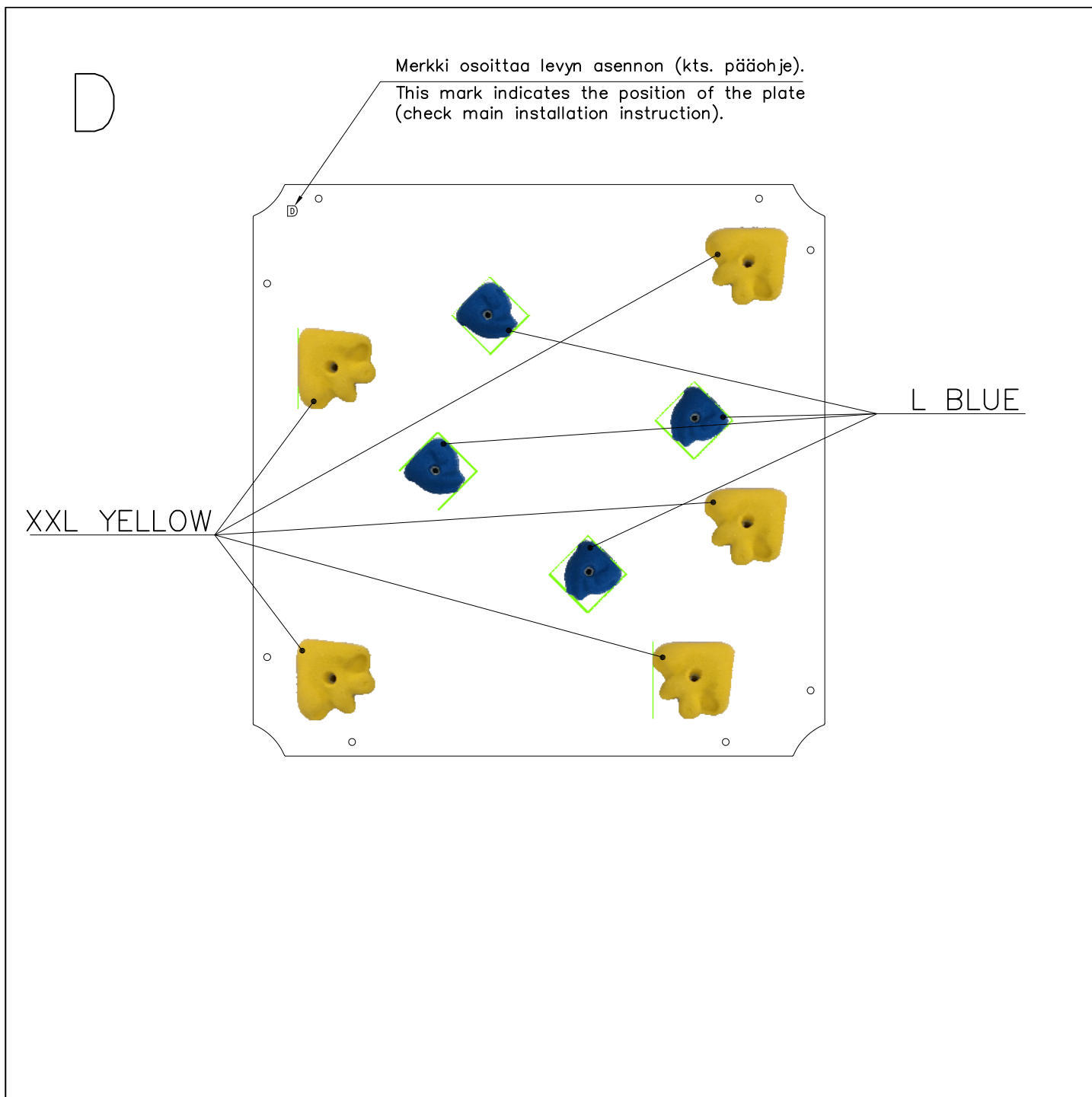
NOTE:

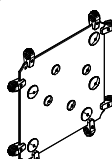
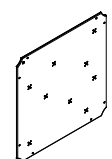
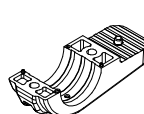

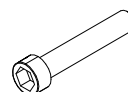
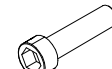

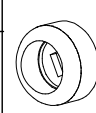
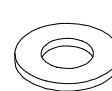



When two or more plates are assembled directly next to each other, the connectors of ALL the adjacent plates need to be placed between the first plate and the tube while fixing the first wall plate. The connectors cannot be fitted through the gap between tube and completely fixed wall plate.

Huom:

Kun yksi tai useampi levy asennetaan vierekkäin, tulee kaikkien vierekkäisten levyjen kiinnikkeet asettaa valmiiksi putken ja ensimmäisen levyn väliin. Kiinnityskappaleita ei voi pujottaa putken ja kiinnitetyn levyn välistä jälkeensä.



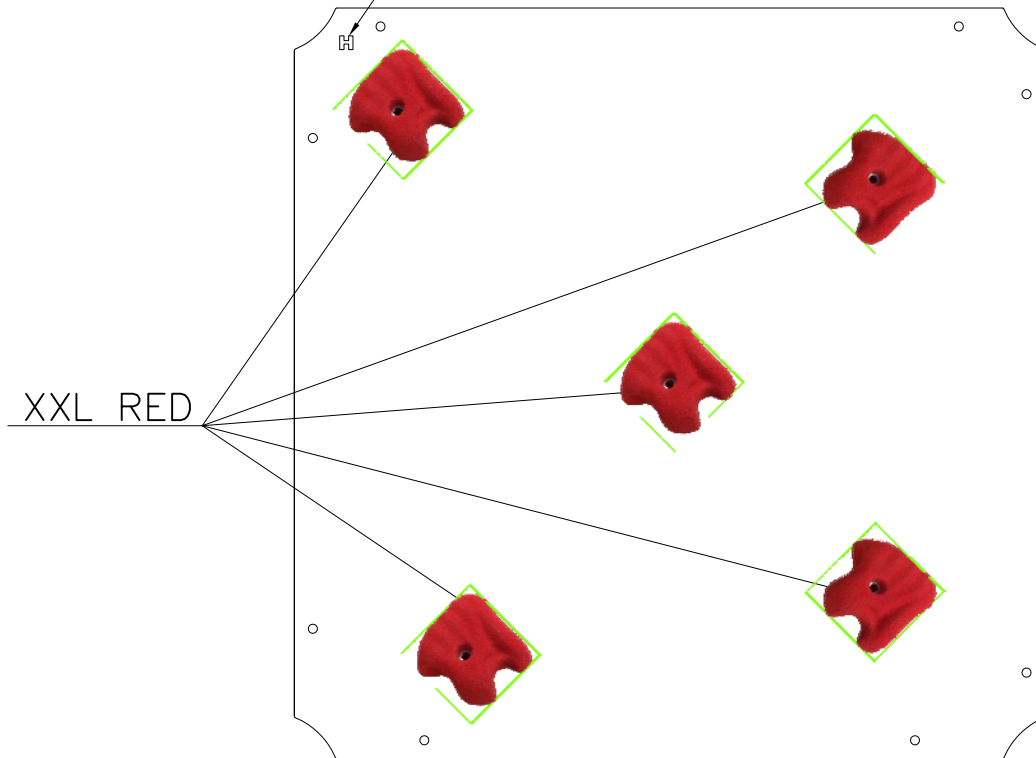


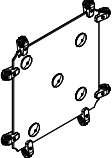

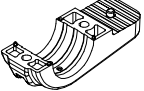

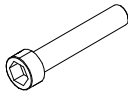
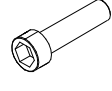





| | | | | | | |
|--|---|---|---|--|---|---|
| ○ 703843 | PCS ○ 703820 | PCS ○ 902124 | PCS ○ 980161 | PCS ○ 902232 | PCS ○ 902233 | PCS ○ 905115 |
|  |  |  |  |  |  |  |
| Mark D | YELLOW | 150x50x50 | M10 | M10x55 | M10x30 | Ø30 |
| | PCS ○ 905090 | PCS ○ 901302 | PCS ○ 904336 | PCS * ○ 904298 | PCS * ○ 904302 | |
| |  |  |  |  |  | |
| | Ø45 | Ø20/10.5 | Ø6x20 | L BLUE | XXL YELLOW | |



Merkki osoittaa levyn asennon (kts. pääohje).

This mark indicates the position of the plate (check main installation instruction).



| | | | | | | |
|---|---|--|---|--|---|--|
|  Mark H |  D. GREY |  150x50x50 |  M10 |  M10x55 |  M10x30 |  Ø30 |
|  Ø45 |  Ø20/10.5 |  Ø6x20 |  XXL RED | | | |