



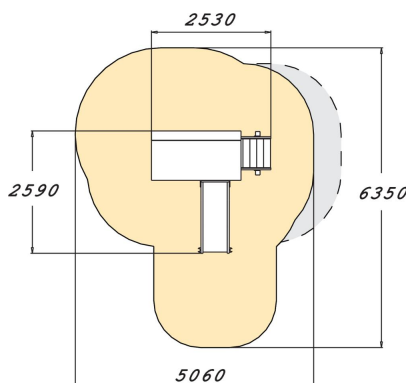
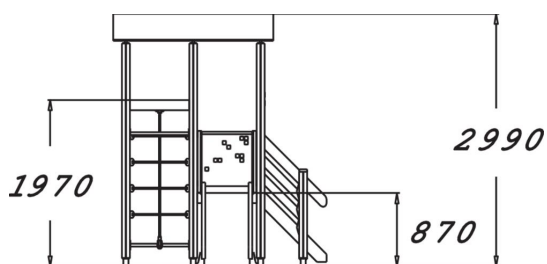




-  Climbing
2
-  Play panels
1
-  Roofs
2
-  Slides
1
-  Towers
2



Multifunctional play tower with a ridge roof, slide and a climbing section. The tower can be accessed by stairs and the exhilarating descent at high speed is via the slide. There is a roulette wall in the platform. In the climbing frame there are climbing wall with holes, rung bar and a climbing net.



User age	1+
Number of users	6
Product length, mm	2530
Product width, mm	2590
Product height, mm	2990
Impact area, m ²	23.2
Falling space, m ²	25.4
Height required, mm	3030
Max. free fall height, mm	1970
Safety info	EN 1176-1, 3 TÜV
Installation time (for 1), H	8
Foundation options	Deep mounting Surface mounting