


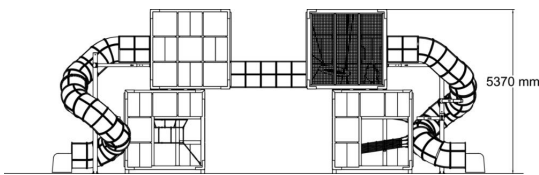



-  Bridges
1
-  Slides
2
-  Towers
2



Cubic can be expanded not only upwards but also horizontally. This four-cube unit forms two separate towers that are connected by an intriguing tunnel. The topmost cubes can be exited by way of a thrilling tube slide or ropes. Tube slides are available also in stainless steel.



User age	6+
Number of users	50
Product length, mm	14100
Product width, mm	6500
Product height, mm	5370
Impact area, m ²	14.8
Falling space, m ²	40.4
Height required, mm	5370
Max. free fall height, mm	1000
Safety info	EN 1176-1, 3 TÜV
Installation time (for 1), H	64
Foundation options	Surface mounting
Wood	
Colour of walls and HPL	